



2022 ANNUAL REPORT

E79 GOLD MINES LIMITED



CONTENTS

Corporate Directory.....	1
Vision, Values, Mission and Sustainability.....	2
Chairman’s Letter.....	3
Review Of Operations.....	5
Directors’ Report.....	14
Auditor’s Independence Declaration.....	29
Consolidated Statement of Profit or Loss and Other Comprehensive Income.....	30
Consolidated Statement of Financial Position.....	31
Consolidated Statement of Cash Flows.....	32
Consolidated Statement of Changes in Equity.....	33
Notes to the Consolidated Financial Statements.....	34
Directors’ Declaration.....	58
Independent Auditor’s Report.....	59
Additional Shareholder Information.....	63



CORPORATE DIRECTORY

Directors

Christopher Cairns (Non-Executive Chair)
Peter Ironside (Non-Executive Director)
Deborah Lord (Non-Executive Director)

Company Secretary

Amanda Sparks

Chief Executive Officer

Edward (Ned) Summerhayes

Registered Office

First Floor, 168 Stirling Highway
Nedlands WA 6009
Telephone: (08) 9287 7625
Web Page: www.e79gold.com.au
Email: info@e79gold.com.au

Solicitors

Steinepreis Paganin
Level 4, The Read Buildings
16 Milligan Street
Perth Western Australia 6000

Share Registry

Automic Pty Ltd
Level 5
191 St Georges Terrace
Perth Western Australia 6000
Telephone: 1300 288 664

Auditor

BDO Audit (WA) Pty Ltd
Level 9, Mia Yellagonga Tower 2
5 Spring Street
Perth Western Australia 6000

Bankers

ANZ Bank
Level 5
240 St Georges Terrace
Perth Western Australia 6000

Stock Exchange Listing

Australian Securities Exchange Ltd
Level 40, Central Park
152-158 St Georges Terrace
Perth Western Australia 6000
ASX Code: E79



VISION, MISSION, VALUES AND SUSTAINABILITY

VISION

E79 Gold's Vision is to create significant value for Shareholders through good science and applied exploration with a strong culture of operating ethically and responsibly.

MISSION

To discover gold and develop sustainable operations whilst acting responsibly towards the environment.

STATEMENT OF VALUES

- ❖ To respect cultures, customs and values of all Stakeholders, including employees, contractors, suppliers, Traditional Owners, pastoralists and the community.
- ❖ At all times conduct ourselves with integrity, honesty and transparency.
- ❖ Encourage an enjoyable and safe workplace based on technical excellence, teamwork, collaboration and diversity.
- ❖ Seek to protect the environment and enrich the communities in which we work.

SUSTAINABILITY, SOCIAL RESPONSIBILITY AND COMMUNITY

E79 Gold is committed to operating ethically and sustainably, and embracing responsible environmental, social and governance practises. E79 Gold strives to respect cultures, customs, and values in all dealings with people, places, governments and companies involved in our activities. E79 Gold's success depends on our ability to build and maintain these relationships.

ENVIRONMENT

Our tenure is based in the Western Australian Goldfields region, with rich and diverse habitats. Our exploration activities are undertaken with care to protect the flora, fauna and sites of cultural significance. As part of our Values, E79 Gold strives to ensure transparent communication and engagement with the community, Traditional Owners and pastoralists in the areas we operate.

HEALTH AND SAFETY

E79 Gold's values our people and the community in which we operate. Our Code of Conduct is intended to instil a culture of safety awareness and strives to eliminate risks of harm.



CHAIRMAN'S LETTER

Dear Shareholders,

It has been almost a year since E79 Gold Mines Limited (E79 Gold) was admitted to the official list of the Australian Securities Exchange.

It has been a year of solid progress. Our CEO, Ned Summerhayes, and his team got busy in the field and have been systematically progressing your Company's exploration projects. As per the Prospectus, E79 Gold's projects are very prospective and relatively under-explored. That presents, what we believe, unique opportunities in being the first truly committed explorer to discover new deposits in areas not previously, or only lightly, explored.

However, those opportunities also require that we lay the foundations upon which all well executed exploration programs are successful – that is all the methodical and systematic early programs that must precede a discovery. This is precisely what Ned and his team have been doing and in particular they are having notable success defining a more than 1,600 metre along-strike anomaly at Target 3, in our now 100%-owned Pinjin properties in the South Laverton Project. This South Laverton Project lies, as the name suggests, in the southern portion of one of the best endowed addresses for significant scale gold mines in the Laverton Tectonic Zone. At this project, E79 Gold is rapidly getting to the point of having defined a significant gold target, which will soon be ready for reverse circulation (RC) drill testing. It is indeed getting to the pointy end of the discovery journey.

While the Jungar Flats Project, in the Murchison area, is being progressed, it is at an earlier stage of exploration. Historically, widespread hardpan duricrust has hindered, or rendered ineffective, any surface geochemical programs. It is significant that the team has successfully trialed a newly CSIRO-developed Ultrafine+™ soil sampling method/analysis in areas of known bedrock gold anomalism. This now provides the team with confidence to implement more extensive and cost-effective Ultrafine+™ soil programs throughout priority areas. Many of these priority areas have been defined by high-quality ground gravity data collected during the past year allowing, in combination with existing aeromagnetic data, the identification of both the structural fluid conduits and geologic units considered as favourable hosts for gold mineralisation. Again, these programs take time to complete but are truly the foundation for later RC drilling programs that make or break a discovery opportunity. Not unlike any trade or artistic endeavour, the final outcome is determined by the quality of the +90% preparation and 10% execution, and the best possible chance of discovery follows from there.

The Lake Yindana Project is a very exciting opportunity for E79 Gold to be, for intents and purposes, the first company to systematically explore some 25 kilometres of highly prospective greenstone belts. These greenstone belts have been previously mapped as granite but conclusively demonstrated to be underlain by greenstones in E79 Gold's recent gravity work which now supports the aeromagnetic interpretation. A Heritage Access Agreement has been agreed with a Native Title claimant but there have been frustrating delays in getting initial heritage surveys completed. More recently, we are encouraged by increased levels of engagement and are hopeful that we can finally get on the ground for our first meaningful aircore drilling program.

CHAIRMAN'S LETTER

I believe that Ned and his team have carefully yet very actively proceeded to set the foundation for exploration success. For Shareholders, my sincere hope is that the coming year will reap the fruits of this work. For my part, I am very excited by the opportunities to be tested over the coming year and those earlier-stage opportunities to be brought on through the exploration process.



Christopher Cairns
Non-Executive Chair

REVIEW OF OPERATIONS

SUMMARY OF OPERATIONS

E79 Gold has two flagship projects in Western Australia, the Laverton South Project in the world-class Laverton gold district and the Jungar Flats Project in the North Murchison region (Figure 1).

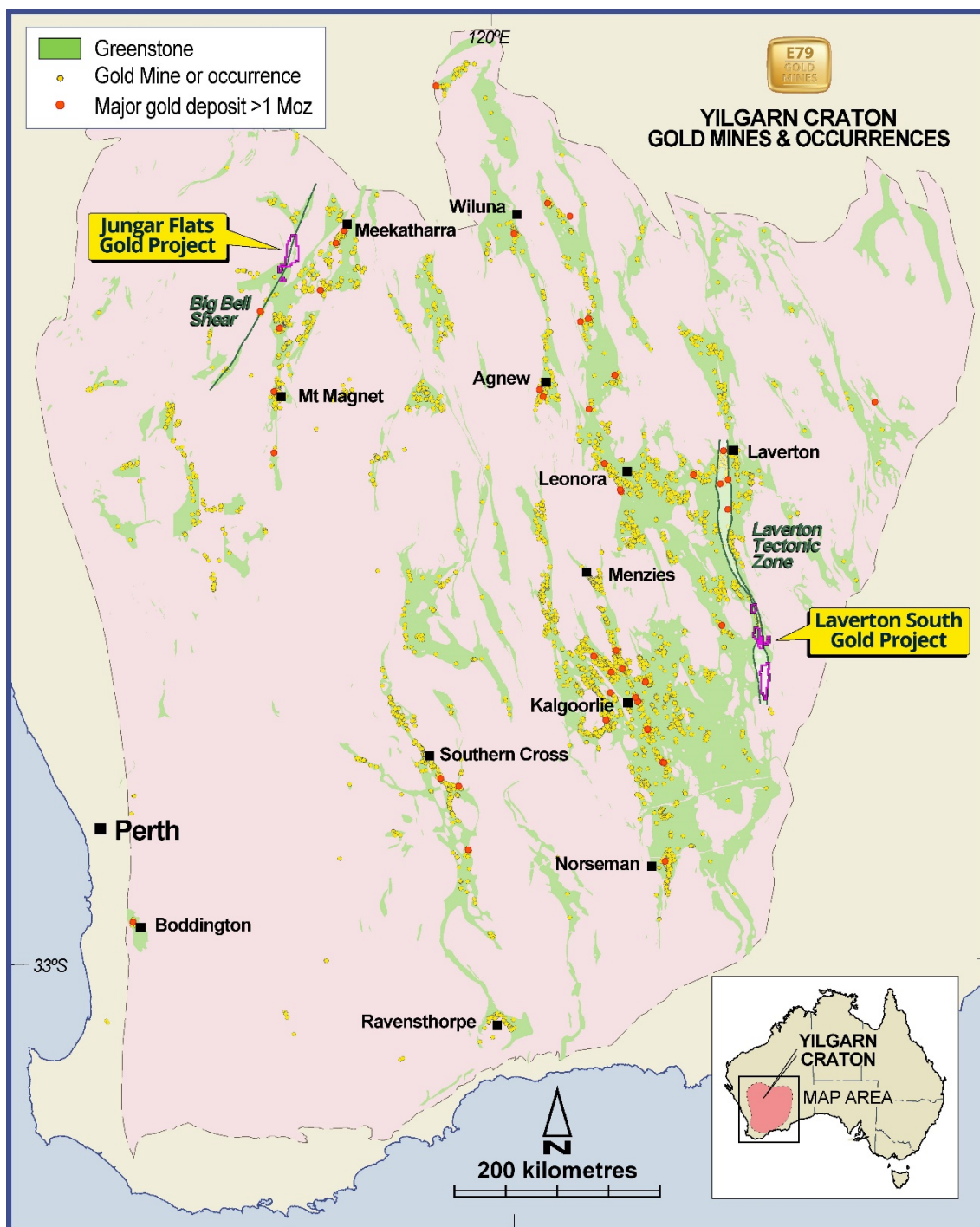


Figure 1: Yilgarn Craton Greenstones showing E79 Gold Project locations in magenta.

REVIEW OF OPERATIONS

Laverton South Project

The Laverton South Project, with an area of 355km², covers a southern portion of the Laverton Tectonic Zone ('LTZ') approximately 130km east-northeast of Kalgoorlie, within the major gold producing Archean Yilgarn Craton of Western Australia. The LTZ is one of the world's richest gold belts with more than 30 million ounces ('Moz') in historical production, reserves and resources and hosts numerous prolific deposits including Granny Smith (5.8Moz), Sunrise Dam (10.3Moz) and Wallaby (11.8Moz)¹.

Within the Laverton South Project are two tenement packages, Lake Yindana and Pinjin.

- **Lake Yindana (100% E79 Gold)** 216km² within a newly identified greenstone package
- **Pinjin (100% E79 Gold)** 139km² of prospective ground with historical drill targets

These projects sit within 15km either side of the +1Moz² Rebecca deposit (Ramelius Resources), while the Pinjin ground straddles the Anglo-Saxon deposits (Hawthorn Resources) and has the historic Patricia open pits 7.5km to the north (see Figure 2).

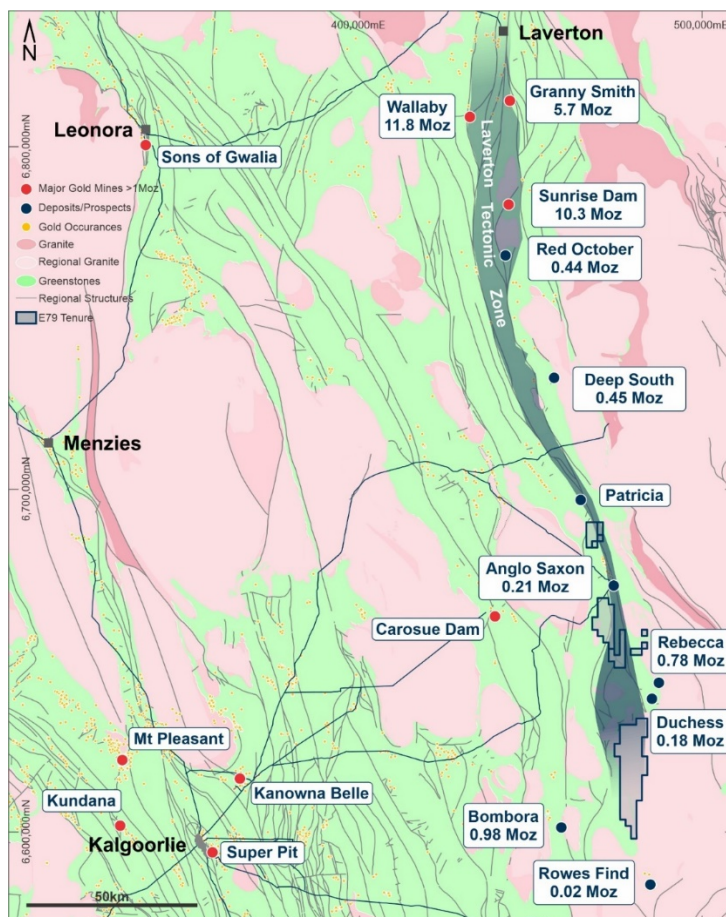


Figure 2: Laverton South Project

¹ Refer to E79 Gold Prospectus dated 17 August 2021.

² Refer to ASX Release Ramelius Resources Limited dated 12 April 2022.

REVIEW OF OPERATIONS

Murchison (Jungar Flats) Project

The Jungar Flats Project, in the north Murchison region, is located 70km west of Meekatharra and 45km north-northeast of the 2.8Moz Big Bell gold deposit³ (see Figure 3). The Project tenure covers an area of 418km², contains approximately 30km of strike of the highly prospective Big Bell Shear and straddles a narrow north-south trending greenstone belt.

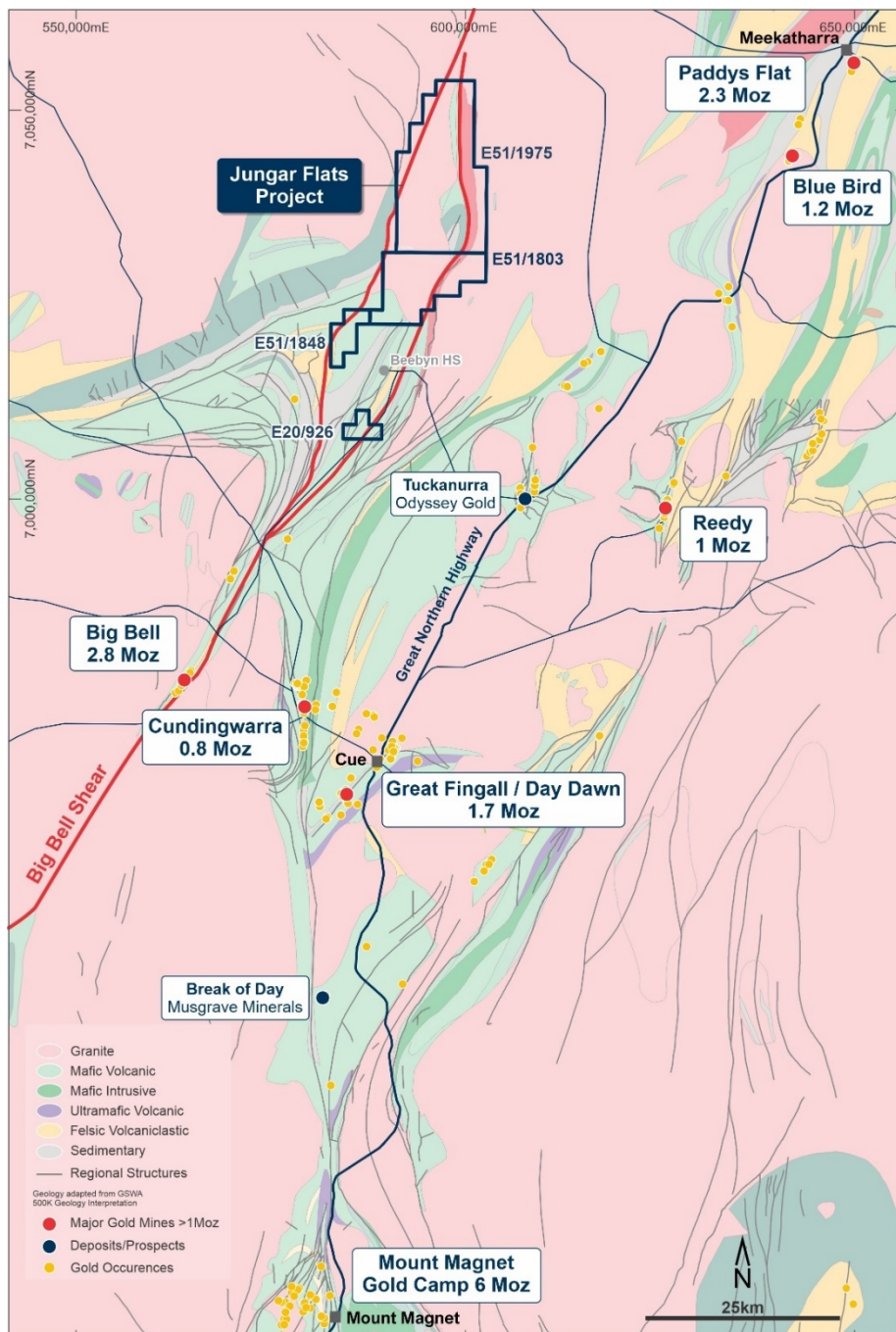


Figure 3: Jungar Flats Project

³ Refer to E79 Gold Prospectus dated 17 August 2021.

REVIEW OF OPERATIONS

REVIEW OF OPERATIONS

During the year, pre-listing, E79 Gold undertook geophysical activities allowing a number of drilling targets to be identified. Since listing on ASX, E79 Gold's focus during the year was to reconnaissance drill test high priority targets over the Laverton South project while progressing early-stage targets at both the Laverton South Project and Jungar Flats Project. During the year, E79 Gold has drilled over 15,000m of aircore, undertaken three ground gravity surveys and collected more than 500 soil samples.

Key highlights during the year were:

- Successful listing on ASX on 7 October 2021;
- Acquisition of gravity data on both the Laverton South and Jungar Flats Projects;
- Completion of aircore drilling at the Laverton South gold project, with over 15,000m drilled. Assays extended the gold anomalism by over 900m to the south, with the anomaly now in-excess of 1,600m in length;
- Completion of pilot soil sample project at the Jungar Flats project in the Murchison that identified three target areas with known gold in bedrock mineralisation; and
- Safe and efficient exploration with no incidents or environmental breaches to report.

Laverton South Project

Work at the Laverton South Project consisted of ground gravity surveys, seismic surveys, soil sampling, target generation and reconnaissance regional aircore drilling.

Pinjin Project

Regional aircore drilling commenced at the Laverton South project in November 2021 at Target 3, a paleochannel target identified and previously drill tested by St Barbara Limited ('St Barbara'). A total of 281 holes were drilled for 15,190m over multiple targets. Target 3 was the first area drilled and was a walk-up drill target initially identified and drill tested by St Barbara. St Barbara identified an aircore gold anomaly 600m long and 300m wide, predominantly at the base of a regional paleochannel. E79 Gold drilled 81 holes for 7,068m to both confirm and extend the known mineralisation. The drilling has shown that the gold anomalism extends underneath the paleochannel and extends for over 1,600m in strike length (Figure 4). Adding to the robustness of the system, the multielement and spectrographic data show that the gold is located on a fluid mixing boundary with coincident As, Cu, Zn, Pb and W anomalism.

Importantly, a number of the anomalous zones were drill-identified below the paleochannel and ended in anomalism, indicating a fresh rock source for the gold. Better gold results include:

- 24m @ 0.20 g/t Au from 80m (22LRAC036) – to end-of-hole
- 12m @ 0.41 g/t Au from 60m (22LRAC022)
- 5m @ 0.14 g/t Au from 72m (22LRAC015) – to end-of-hole
- 7m @ 0.15 g/t Au from 72m (22LRAC016)
- 1m @ 0.25 g/t Au from 85m (22LRAC018) – to end-of-hole
- 3m @ 0.26 g/t Au from 88m (22LRAC039) – to end-of-hole
- 4m @ 0.15 g/t Au from 80m (22LRAC040)

REVIEW OF OPERATIONS

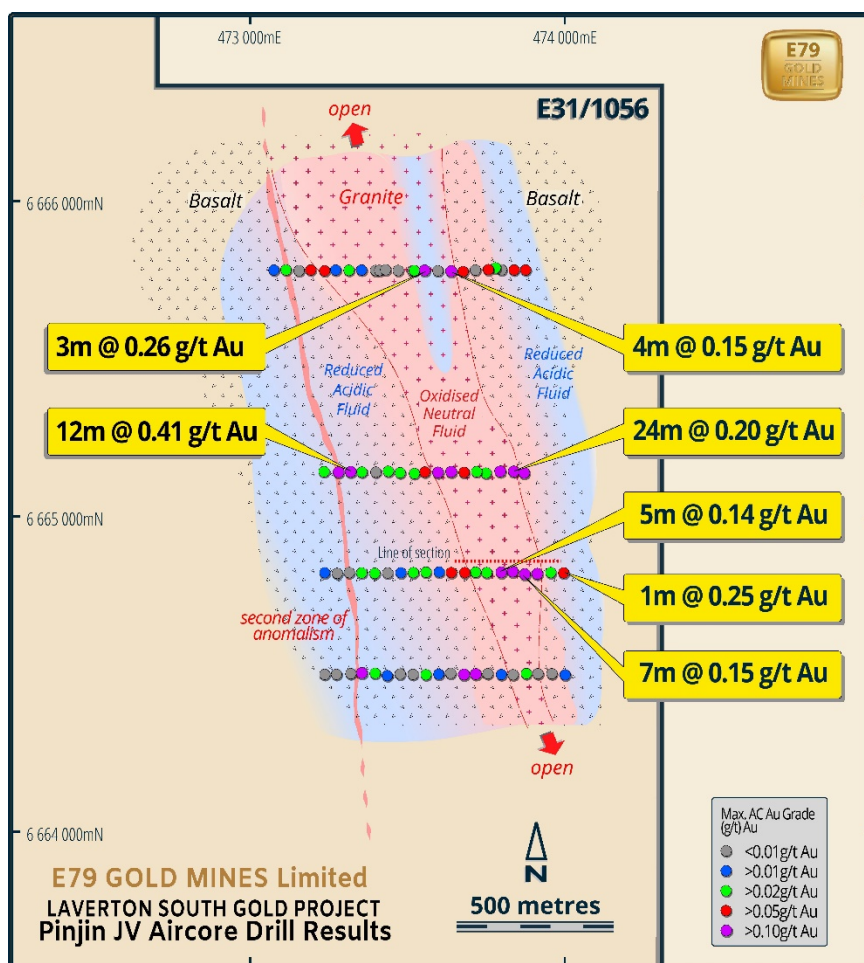


Figure 4: Drill results from Target 3 released on the ASX on 7 June 2022

After year end, in July 2022, the aircore rig returned to Target 3 to infill the regional aircore lines to 160m line spacing, with the aim of providing more data for deeper reverse circulation ('RC') drilling to be undertaken later this year. Drilling is ongoing with over 7,500m drilled after 1 July 2022 (Figure 5).

In July 2022, E79 Gold announced on the ASX that it now holds 100% ownership of the Pinjin Gold Project, within its broader Laverton South Project area after St Barbara elected to withdraw from the joint venture.

Lake Yindana Project

At Lake Yindana, within the Laverton South Project, a large-scale ground gravity survey was completed during the year. This survey determined the location and scale of a greenstone belt within the E79 Gold tenure. Historic magnetics and drilling hinted at the likely presence of a greenstone belt but the gravity survey identified over 25km of interpreted greenstone lithologies at the southern end of the highly endowed LTZ.

The gravity survey data also identified a number of circular features interpreted to be intrusions within the greenstone belt. These intrusions are targets themselves and also potentially create pressure shadows forming additional conceptual targets. Early-stage aircore drilling programs are planned for this greenstone belt, upon completion of relevant heritage surveys.

REVIEW OF OPERATIONS

E79 Gold believes that the largest deposits are typically found early in new exploration search spaces and the extent of the recently interpreted greenstone belt at Lake Yindana represents an exciting ‘first mover’ opportunity.



Figure 5: Aircore rig in action at the Laverton South Project

Murchison (Jungar Flats) Project

Work on the Jungar Flats Project consisted of project review, commencement of a ground gravity survey and target generation. Of particular interest is the greenstone belt which is obscured by granite through the central zone of the tenements. The large-scale ground gravity survey successfully located the interpreted Big Bell shear and associated greenstones through the predominantly granite country rock (Figure 6).

The interpreted greenstone areas then provided the basis for a pilot study to look at the Ultrafine+™ analytical technique which was developed by CSIRO to better utilise soil samples in areas with hardpan. Of the four areas tested in the pilot study, three were over the Big Bell Shear and each returned anomalous gold, demonstrating both the prospectivity of the area and the effectiveness of the Ultrafine+™ soils technique. In the northern two areas, gold is associated with pathfinder elements within a broader zone of Ag, Cu and Bi. The western area has gold anomalism associated with As and Sb (Figures 7 and 8).

REVIEW OF OPERATIONS

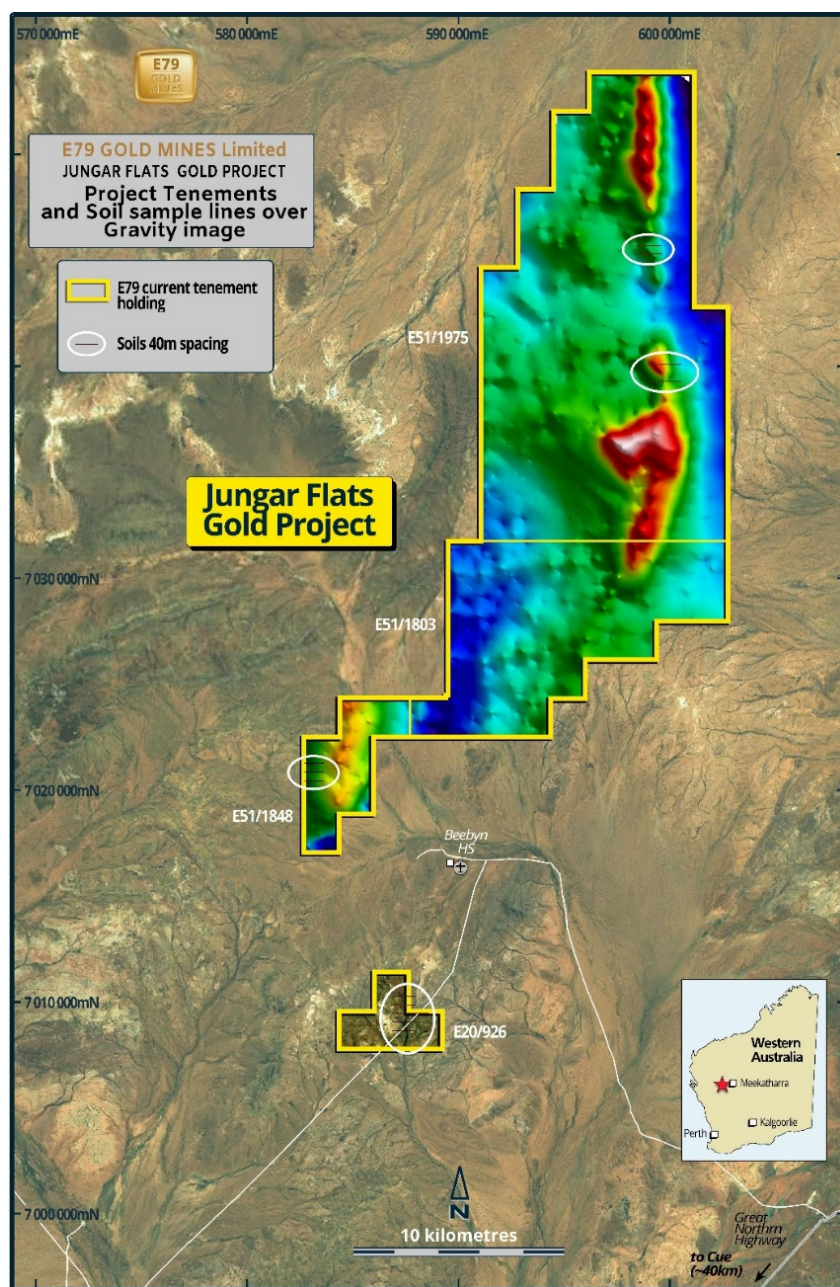


Figure 6: Pilot soil sample locations at the Jungar Flats Project (refer to ASX release on 21 March 2022 for gravity survey details)

The initial success of this industry-leading exploration technique in identifying prospective target areas for gold has led to a large-scale soil sampling program being planned.

REVIEW OF OPERATIONS

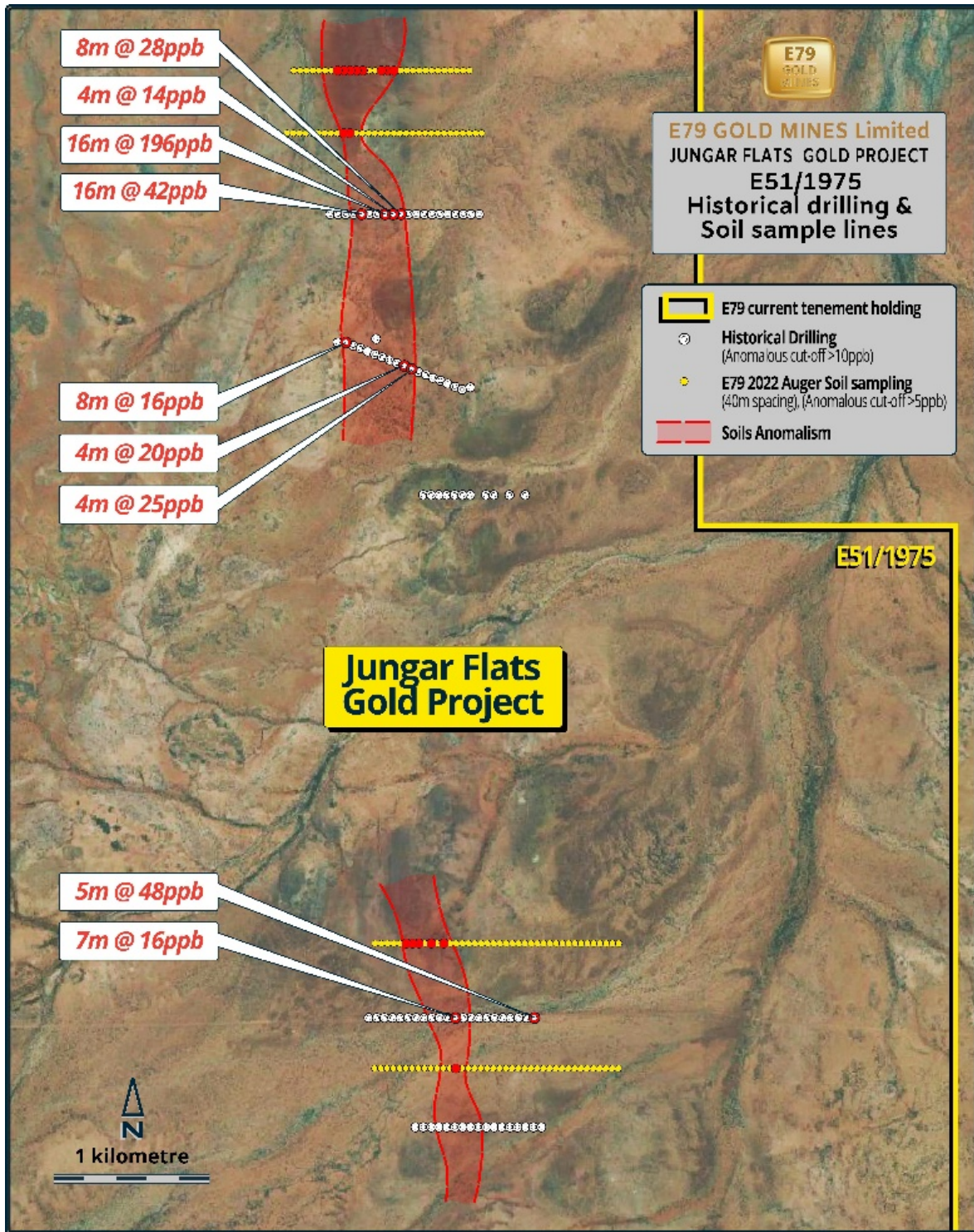


Figure 7: Soil sampling areas and historic drilling in the north of the Jungar Flats Project (refer to ASX release on 28 July 2022)

REVIEW OF OPERATIONS

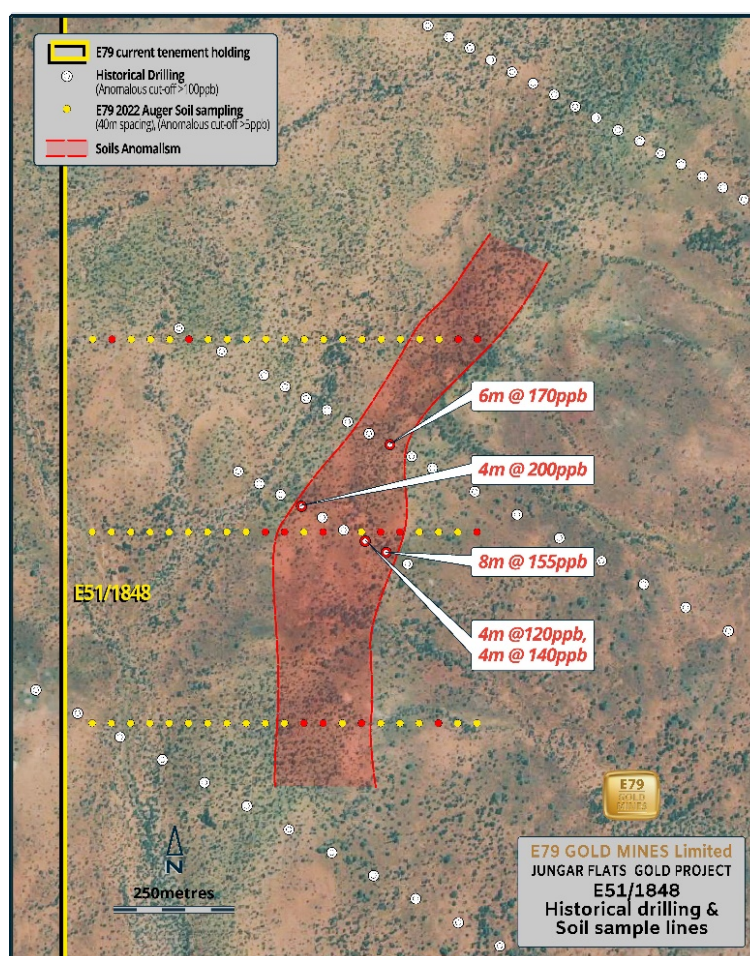


Figure 8: Soil sampling areas and historic drilling in the west of the Jungar Flats project (refer to ASX release on 28 July 2022)

Plans for the next 12 months

E79 Gold is excited for the year ahead with regional auger and aircore work planned at both Jungar Flats and Laverton South as well as targeted deeper RC drilling over more advanced projects at Laverton South. The aircore rig returned to site on 19 July 2022 to infill prospective zones at Target 3 ahead of deeper RC drilling later in the year. At Jungar Flats a more detailed gravity survey is planned during the upcoming year.

Competent Persons Statement

The information in this report that relates to E79 Gold Exploration Results is based on information compiled by Mr Ned Summerhayes, a Competent Person who is a member of the Australian Institute of Geoscientists. Mr Summerhayes is a full-time employee, a shareholder and an option holder of the Company. Mr Summerhayes has sufficient experience that is relevant to the style of mineralisation and type of deposit under consideration and to the activity being undertaken to qualify as a Competent Person as defined in the 2012 Edition of the 'Australasian Code for Reporting of Exploration Results, Mineral Resources and Ore Reserves'. Mr Summerhayes consents to the inclusion in the report of the matters based on his information in the form and context in which it appears.

DIRECTORS' REPORT

Your Directors submit their report for the year ended 30 June 2022.

DIRECTORS

The Directors in office at the date of this report and at any time during the year are as follows. Directors were in office for the entire period unless otherwise stated.

Current Directors

Christopher Cairns - appointed 30 September 2021

Peter Ironside – appointed 5 April 2007

Deborah Lord - appointed 30 September 2021

Previous Directors

Geoffrey Donohue – resigned 30 September 2021

Peter McIntyre – resigned 30 September 2021

INFORMATION ON DIRECTORS

Christopher Cairns – B.Sc (Hons)

Non-executive Chair - appointed 30 September 2021

Christopher (Chris) Cairns completed a First Class Honours degree in Economic Geology from the University of Canberra in 1992. Chris has extensive experience having worked for:

- BHP Minerals as Exploration Geologist/Supervising Geologist in Queensland and the Philippines.
- Aurora Gold as Exploration Manager at the Mt Muro Gold Mine in Borneo.
- LionOre as Supervising Geologist for the Thunderbox Gold Mine and Emily Anne Nickel Mine drill outs
- Sino Gold as Geology Manager responsible for the Jinfeng Gold Deposit feasibility drillout and was responsible for the discovery of the stratabound gold mineralisation, taking the deposit from 1.5Moz to 3.5Moz in 14 months.

Chris joined Integra Mining Limited in March 2004 and as Managing Director oversaw the discovery of three gold deposits, the funding and construction of a new processing facility east of Kalgoorlie, transforming the company from explorer to gold producer with first gold poured in September 2010. In 2008, Integra was awarded the Australian Explorer of the Year by Resources Stocks Magazine and in 2011, was awarded Gold Miner of the Year by Paydirt Magazine and the Gold Mining Journal.

In January 2013, Integra was taken over by Silver Lake Resources Limited for \$426 million (at time of bid) at which time Chris resigned along with the whole Integra Board, after having successfully recommended shareholders accept the Silver Lake offer.

Chris is currently the Executive Chairman of Stavelly Minerals Limited, is a Fellow of the Australian Institute of Geoscientists, a Fellow of the Australian Institute of Mining and Metallurgy, a member of the JORC Committee, a member of the Society of Economic Geologists and Chairman of the Australian Prospectors and Miners Hall of Fame. In 2020, Stavelly Minerals Limited was awarded the prestigious Craig Oliver Award for an 'all-round' mid-to small-cap mining company.

Chris is a member of the Company's Audit and Risk Committee.

Other Current Directorships of Listed Companies: Stavelly Minerals Limited.

Former Directorships of Listed Companies in last three years: None.



DIRECTORS' REPORT

Peter Ironside - B.Com, CA

Non-executive Director - appointed 5 April 2007

Peter Ironside has a Bachelor of Commerce Degree and is a Chartered Accountant and business consultant with over 30 years' experience in the exploration and mining industry. Peter has a significant level of accounting, financial compliance and corporate governance experience including corporate initiatives and capital raisings. Peter has been a Director and/or Company Secretary of several ASX listed companies including Integra Mining Limited and Extract Resources Limited (before \$2.18Bn takeover) and is currently a Non-Executive Director of Stavely Minerals Limited.

Peter is a member of the Company's Audit and Risk Committee.

Other Current Directorships of Listed Companies: Stavely Minerals Limited.

Former Directorships of Listed Companies in last three years: None.

Deborah Lord – B.Sc (Hons), FAusIMM, MAIG

Non-executive Director - appointed 30 September 2021

Deborah Lord has completed a Bachelor of Science Honours degree in Geology from the University of Melbourne. Deborah has more than 30 years' consulting and industry experience having previously worked with major mining companies and international consultancy firms over a range of geological terranes. Her previous experience includes Western Mining Corporation, Placer Dome, SRK Consulting and BHP. Deborah is currently a director of Valuation and Resource Management Pty Ltd, offering specialised consulting services, including project valuations.

Deborah is a Fellow of the Australian Institute of Mining and Metallurgy, a Member of the Australian Institute of Geoscientists and a Graduate of the Australian Institute of Company Directors. She is also a director of the UWA Centre for Exploration Targeting (CET), Chair of the VALMIN Committee and College Member of the Minerals Research Institute of WA.

Deborah is a member of the Company's Audit and Risk Committee.

Other Current Directorships of Listed Companies: Lunnon Metals Limited.

Former Directorships of Listed Companies in last three years: None.

Geoffrey Donohue - B.Com, CPA – resigned 30 September 2021

Previous Chairman and Non-executive Director

Geoff Donohue has over 30 years' experience at both board and senior management level within public companies and the securities industry. Mr Donohue holds a Bachelor of Commerce from James Cook University of North Queensland, Graduate Diploma in Financial Analysis from the Securities Institute of Australia and is a Certified Practising Accountant.

DIRECTORS' REPORT

Peter McIntyre - BSc, MBA, FIEAust – resigned 30 September 2021

Previous Non-executive Director

Peter McIntyre has been in the mining industry for over 35 years. As an engineer, he has been involved with the development of a number of major projects and at a corporate level he has established and steered various companies through their early stages into significant companies. Mr McIntyre is a chartered Civil Engineer and a Fellow, Institution of Engineers, Australia. He also completed an MBA program at the Massachusetts Institute of Technology in Boston.

INFORMATION ON COMPANY SECRETARY

Amanda Sparks - B.Bus, CA, F.Fin

Company Secretary - Appointed 30 September 2021

Amanda Sparks is a Chartered Accountant and a Fellow of the Financial Services Institute of Australasia.

Amanda has over 30 years' of resources related financial experience, both with explorers and producers. Amanda brings a range of important skills to the Company with her extensive experience in financial management, corporate governance and compliance for listed companies. Amanda is currently a Non-Executive Director and Company Secretary of Stavely Minerals Limited and Company Secretary for ADX Energy Ltd.

INFORMATION ON CHIEF EXECUTIVE OFFICER

Edward Summerhayes – M.Sc (Economic Geology), B.Sc (Hons)

Chief Executive Officer – Appointed 2 August 2021

Edward (Ned) Summerhayes has completed a Masters degree in Economic Geology from the University of Tasmania and a Bachelor of Science Honours degree in Geology from the Australian National University. Ned has more than 15 years' experience in mineral exploration, primarily in Western Australia. Ned's most recent role was with Black Cat Syndicate as Exploration Manager, having both corporate responsibilities and directing technical programmes. Ned was responsible for all site personnel, stakeholder management, reporting and compliance, as well reviewing and recommending strategic acquisitions.

MEETINGS OF THE COMPANY'S DIRECTORS

During the financial year, 5 meetings of directors were held. The number of meetings attended by each director during the year is as follows:

	Board of Directors		Audit and Risk Committee	
	Meetings Held*	Meetings Attended	Meetings Held*	Meetings Attended
Chris Cairns	5	5	1	1
Peter Ironside	5	5	1	1
Deborah Lord	5	5	1	1
Geoff Donohue	-	-	n/a	n/a
Peter McIntyre	-	-	n/a	n/a

In addition to formal Board Meetings, Board circular resolutions were executed and the Directors held regular discussions throughout the year.

* Number of meetings held where the Director was a member of the Board or Committee.



DIRECTORS' REPORT

DIRECTORS' SHAREHOLDING INTERESTS

The following table sets out each director's relevant interest in shares and options in shares of the Company as at the date of this report.

Name of Director	Number of Shares (direct and indirect)	Number of Unlisted Options at \$0.27, expiry 30/9/2023	Number of Unlisted Options at \$0.30, expiry 30/9/2025
Chris Cairns	3,683,394	250,000	250,000
Peter Ironside	5,545,801	250,000	250,000
Deborah Lord	325,440	250,000	250,000

DIVIDENDS

No dividend has been paid or declared by the Company up to the date of this report. The Directors do not recommend that any amount be paid by way of dividend.

SHARES UNDER OPTION

Unissued ordinary shares of the Company under option at the date of this report are as follows:

	Number	Exercise Price	Expiry Date
Unlisted Options	2,250,000	\$0.27	30/09/2023
Unlisted Options	2,750,000	\$0.30	30/09/2025
Unlisted Options	120,000	\$0.32	15/11/2023

No option holder has any right under the options to participate in any other share issue of the Company or any other related entity.

No options were exercised during the year (2021: none).

CORPORATE INFORMATION

Corporate Structure

E79 Gold Mines Limited is a company limited by shares that is incorporated and domiciled in Australia. E79 Gold Mines Limited has prepared a consolidated financial report incorporating the entities that it controlled during the financial year as follows:

E79 Gold Mines Limited	-	parent entity
E79 Exploration Pty Ltd	-	100% owned controlled entity
Hottub Pty Ltd	-	100% owned controlled entity

Nature of Operations and Principal Activities

The Group's principal activity for the period 1 July 2021 to 29 September 2021 was to seek a transaction of merit capable of becoming the major undertaking of the Company. From 30 September 2021, the Company's principal activity was mineral exploration.



DIRECTORS' REPORT

Review of Operations

Refer to the Review of Operations preceding this Directors' Report.

SUMMARY OF FINANCIAL POSITION, ASSET TRANSACTIONS AND CORPORATE ACTIVITIES

Corporate

The following key activities occurred:

- On 9 July 2021, the Company changed its name to E79 Gold Mines Limited (previously Zamanco Minerals Limited).
- On 12 July 2021, a share consolidation took place on the basis of one share for each 4.3033333 shares resulting in consolidated shares on issue of 14,999,824 as at 12 July 2021.
- On 17 August 2021, a prospectus was lodged with ASIC for an Initial Public Offering ('IPO').
- On 7 October 2021, E79 Gold successfully listed on ASX following a successful \$7 million IPO.

A summary of key financial indicators for E79 Gold, with prior period comparison, is set out in the following table:

	30 June 2022	30 June 2021
	\$	\$
Cash and cash equivalents held at year end	6,890,876	2,673,644
Net profit/(loss) for the year after tax	(2,328,032)	22,731
Included in loss for the year:		
Exploration costs	1,251,697	-
Equity-based payments	345,788	-
Basic profit/(loss) per share	(4.44) cents	0.15 cents
Net cash used in operating activities	(1,825,091)	(101,833)
Net cash provided by investing activities	(240,585)	132,263
Net cash provided by financing activities	6,280,101	(20,250)

During the year:

- Expenditure on exploration totalled \$1,251,697 (2021: \$nil).
- On 30 September 2021, 15,000,000 shares were issued at a deemed issue price of 20 cents per share (\$3,000,000) to acquire 100% of E79 Exploration Pty Ltd.
- On 1 October 2021, 35,000,000 shares were issued at 20 cents per share pursuant to an IPO. Gross proceeds were \$7,000,000.

DIRECTORS' REPORT

REMUNERATION REPORT (AUDITED)

The Directors present the 2022 Remuneration Report, outlining key aspects of E79 Gold's remuneration policy and framework, together with remuneration awarded this year.

The report is structured as follows:

- A. Key management personnel (KMP) covered in this report
- B. Remuneration policy, link to performance and elements of remuneration
- C. Contractual arrangements of KMP remuneration
- D. Remuneration of key management personnel
- E. Equity holdings and movements during the year
- F. Other transactions with key management personnel
- G. Use of remuneration consultants
- H. Voting of Shareholders at last year's annual general meeting

A. KEY MANAGEMENT PERSONNEL (KMP) COVERED IN THIS REPORT

For the purposes of this report key management personnel of the Group are defined as those persons having authority and responsibility for planning, directing and controlling the major activities of the Group, directly or indirectly, including any Director (whether Executive or otherwise).

Key Management Personnel during the Year

Current Directors

Christopher Cairns – Non-Executive Chair - appointed 30 September 2021

Peter Ironside – Non-Executive Director

Deborah Lord - Non-Executive Director - appointed 30 September 2021

Previous Directors

Geoffrey Donohue – Non-Executive Director - resigned 30 September 2021

Peter McIntyre – Non-Executive Director - resigned 30 September 2021

Chief Executive Officer

Edward Summerhayes – CEO – appointed 2 August 2021

Company Secretary

Amanda Sparks – appointed 30 September 2021

DIRECTORS' REPORT

B. REMUNERATION POLICY, LINK TO PERFORMANCE AND ELEMENTS OF REMUNERATION

Remuneration Governance

The Board is responsible for ensuring that the Company's remuneration structures are aligned with the long-term interests of E79 Gold and its Shareholders.

Once the Board is of a sufficient size and structure, and the Company's operations are of a sufficient magnitude, to assist the Board in fulfilling its duties, the Board will establish a Remuneration Committee. Until that time, the Board has taken a view that the full Board will hold special meetings or sessions as required. The Board are confident that this process is stringent and full details of remuneration policies and payments are provided to Shareholders in the annual report and on the web. The Board has adopted the following policies for Directors' and Executives' remuneration.

Remuneration Philosophy

The performance of the Group depends upon the quality of its Directors and Executives. To prosper, the Group must attract, motivate and retain highly skilled Directors and Executives.

To this end, the Group embodies the following principles in its remuneration framework:

- provide competitive rewards to attract high calibre Executives;
- link Executive rewards to shareholder value; and
- in the near future, will establish appropriate, demanding performance hurdles in relation to variable Executive remuneration.

As E79 Gold is an exploration company, not yet generating income, a greater use of equity-based remuneration is considered appropriate both to preserve capital and to retain and incentivise Key Management Personnel.

In accordance with best practice corporate governance, the structure of Non-Executive Director and Executive compensation is separate and distinct.

Non-Executive Directors' Remuneration

Objective

The Board seeks to set aggregate remuneration at a level which provides the Group with the ability to attract and retain Directors of the highest calibre, whilst incurring a cost which is acceptable to Shareholders.

Structure

Non-Executive Directors' fees are paid within an aggregate limit which is approved by the shareholders from time to time. Retirement payments, if any, are agreed to be determined in accordance with the rules set out in the Corporations Act as at the time of the Director's retirement or termination. Non-Executive Directors' remuneration may include a portion consisting of options, as considered appropriate by the Board, which are subject to shareholder approval in accordance with ASX listing rules. The option incentive portion is targeted to add to shareholder value by having a strike price considerably greater than the market price at the time of granting.

The amount of aggregate remuneration sought to be approved by Shareholders and the manner in which it is apportioned amongst Directors is reviewed annually. The Board considers the amount of Director fees being paid by comparable companies with similar responsibilities and the experience of the Non-Executive Directors when undertaking the annual review process. The aggregate remuneration for Non-Executive Directors is currently \$250,000 per annum approved by Shareholders with the adoption of the Company's Constitution on 9 July 2021.

DIRECTORS' REPORT

Executive Remuneration

Objective

The Group aims to reward Executives with a level and mix of remuneration commensurate with their position and responsibilities within the Group and so as to:

- reward Executives for company, and individual performance;
- ensure continued availability of experienced and effective management; and
- ensure total remuneration is competitive by market standards.

Structure

In determining the level and make-up of Executive remuneration, the Board negotiates a remuneration to reflect the market salary for a position and individual of comparable responsibility and experience. Remuneration is regularly compared with the external market by participation in industry salary surveys and during recruitment activities generally. If required, the Board may engage an external consultant to provide independent advice in the form of a written report detailing market levels of remuneration for comparable Executive roles.

Remuneration consists of a fixed remuneration and may include short and long term incentive portion as considered appropriate.

Fixed Remuneration - Objective

The level of fixed remuneration is set so as to provide a base level of remuneration which is both appropriate to the position and is competitive in the market. Fixed remuneration is reviewed annually by the Board and the process consists of a review of Company and individual performance, and relevant comparative remuneration in the market. As noted above, the Board may engage an external consultant to provide independent advice.

Fixed Remuneration - Structure

The fixed remuneration is a base salary.

Variable Pay – Short and Long Term Incentives - Objective

The objective of short and/or long term incentives is to reward Executives in a manner which aligns this element of remuneration with the creation of shareholder wealth. As E79 Gold is an exploration company, there are usually no performance hurdles attached to equity awards. The Board however may include an incentive portion that is payable based upon attainment of objectives related to the Executive's job responsibilities. The objectives will vary, but are to be targeted to relate directly to the Group's business and financial performance and thus to shareholder value.

Variable Pay – Short and Long Term Incentives – Structure

Short and/or long term incentives granted to Executives may be delivered in the form of options and/or performance rights. The equity incentives granted are aimed to motivate Executives to pursue the short and long term growth and success of the Group within an appropriate control framework and demonstrate a clear relationship between key Executive performance and remuneration. Performance hurdles may be attached to vesting periods and the Board determines appropriate vesting periods to provide rewards over a period of time to key management personnel.

During the year, no performance related cash payments were made.

DIRECTORS' REPORT

C. CONTRACTUAL ARRANGEMENTS OF KMP REMUNERATION

On appointment to the Board, all Non-Executive Directors enter into a service agreement with E79 Gold in the form of a letter of appointment. The letter summarises the Board policies and terms, including compensation, relevant to the office of director.

Remuneration and other terms of employment for the Executive Directors and the other key management personnel are also formalised in service agreements. The major provisions of the agreements relating to remuneration are set out below.

Name	Term of agreement	Base annual salary exclusive of statutory superannuation at 30/6/2022	Termination benefit
Non-Executive Directors			
Christopher Cairns	Ongoing, subject to re-elections	\$50,000	None
Peter Ironside	Ongoing, subject to re-elections	\$40,000	None
Deborah Lord	Ongoing, subject to re-elections	\$40,000	None
Executives and Other Key Management Personnel			
Edward Summerhayes	Ongoing	\$220,000	3 Months
Amanda Sparks	Ongoing	\$50,000	None

Since appointments, there were no increases in base remuneration during the year ended 30 June 2022.

DIRECTORS' REPORT

D. REMUNERATION OF KEY MANAGEMENT PERSONNEL

Details of the remuneration of each key management personnel of the Group, including their personally-related entities, during the year were as follows:

	Year	Cash salary, directors fees, consulting fees, insurances and movement in annual leave provisions \$	Post Employment Superannuation \$	Total Cash and Provisions \$	Share Based Payments Options ⁽¹⁾ \$	Total including share based payments \$
Directors						
C Cairns ⁽²⁾	2022	37,500	3,750	41,250	47,750	89,000
	2021	-	-	-	-	-
P Ironside	2022	30,000	3,000	33,000	47,750	80,750
	2021	-	-	-	-	-
D Lord ⁽²⁾	2022	30,000	3,000	33,000	47,750	80,750
	2021	-	-	-	-	-
G Donohue ⁽³⁾	2022	-	-	-	-	-
	2021	-	-	-	-	-
P McIntyre ⁽³⁾	2022	-	-	-	-	-
	2021	-	-	-	-	-
Executives / Other Key Management Personnel						
E Summerhayes ⁽⁴⁾	2022	215,064	20,336	235,400	95,500	330,900
	2021	-	-	-	-	-
A Sparks ⁽²⁾	2022	48,420	-	48,420	47,750	96,170
	2021	-	-	-	-	-
TOTAL	2022	360,984	30,086	391,070	286,500	677,570
	2021	-	-	-	-	-

⁽¹⁾ Equity based payments – options. These represent the amounts expensed for options granted and vested in the year.

⁽²⁾ Appointed 30 September 2021.

⁽³⁾ Resigned 30 September 2021.

⁽⁴⁾ Appointed as CEO 2 August 2021.

There were no performance related payments made during the year. Performance hurdles were not attached to remuneration options as these options were to provide an incentive component of remuneration to motivate and reward the performance of the recipients and to provide a cost effective way for the Company to remunerate, which allows the Company to spend a greater proportion of its cash reserves on exploration than it would if alternative cash forms of remuneration were given.

Shares issued to Key Management Personnel on exercise of compensation options

During the year ended 30 June 2022, no shares were issued to Key Management Personnel on exercise of compensation options.

DIRECTORS' REPORT

Share-based Compensation

During the year, the following options were granted as equity compensation benefits to Directors and other Key Management Personnel. These options vested at grant date.

2022	Number of Unlisted Options at \$0.27 expiry 30/9/2023	Value* per option at grant date \$	Number of Unlisted Options at \$0.30 expiry 30/9/2025	Value* per option at grant date \$
Directors				
C Cairns	250,000	0.079	250,000	0.112
P Ironside	250,000	0.079	250,000	0.112
D Lord	250,000	0.079	250,000	0.112
Executives / Other Key Management Personnel				
E Summerhayes	500,000	0.079	500,000	0.112
A Sparks	250,000	0.079	250,000	0.112

As part of the conditions for the Company to be admitted to the Official List on 7 October 2021, these Options were classified by ASX as restricted securities and are held in escrow for 24 months from the date of Official Quotation (to 7 October 2023).

By offering these incentives in the form of options, rather than cash, the Company can maximise the availability of cash for the Company's future exploration activities.

* Value at grant date has been calculated in accordance with AASB 2 Share-based Payment. The assessed fair values of the options were determined using a Black-Scholes option pricing model, taking into account the exercise price, term of option, the share price at grant date and expected price volatility of the underlying share, expected dividend yield and the risk-free interest rate for the term of the option.

The inputs to the model used were:

Grant date	30/09/2021	30/09/2021
Option exercise price (\$)	0.27	0.30
Expected life of options (years)	2	4
Dividend yield (%)	-	-
Expected volatility (%)	90	90
Risk-free interest rate (%)	0.075	0.785
Underlying share price (\$)	0.20	0.20
Value of Option (\$)	0.079	0.112
Vesting Date	30/09/2021	30/09/2021

The expected life of the options is based on historical data and is not necessarily indicative of exercise patterns that may occur. The expected volatility reflects the assumption that the historical volatility is indicative of future trends, which may also not necessarily be the actual outcome. No other features of options granted were incorporated into the measurement of fair value.

DIRECTORS' REPORT

E. EQUITY HOLDINGS AND MOVEMENTS DURING THE YEAR

(a) Shareholdings of Key Management Personnel

30 June 2022	Balance at beginning of the year	Balance upon Appointment / (Resignation)	Other Net change during the year	Balance at end of the year
Directors				
C Cairns ⁽¹⁾	-	3,673,394	10,000	3,683,394
P Ironside	2,222,373	-	3,323,428	5,545,801
D Lord ⁽¹⁾	-	275,440	50,000	325,440
G Donohue ⁽²⁾	2,701,398	(2,701,398)	-	-
P McIntyre ⁽²⁾	1,458,155	(1,458,155)	-	-
Executives / Other Key Management Personnel				
E Summerhayes ⁽¹⁾	-	-	285,440	285,440
A Sparks ⁽¹⁾	-	550,880	35,000	585,880
	6,381,926	340,161	3,703,868	10,425,955

⁽¹⁾ Appointed 30 September 2021.

⁽²⁾ Resigned 30 September 2021.

(b) Option holdings of Key Management Personnel

30 June 2022	Balance at beginning of the year	Granted as remuneration	Exercised during the year	Balance at end of the year	Exercisable (Escrowed to 7/10/2023)
Directors					
C Cairns	-	500,000	-	500,000	500,000
P Ironside	-	500,000	-	500,000	500,000
D Lord	-	500,000	-	500,000	500,000
Executives / Other Key Management Personnel					
E Summerhayes	-	1,000,000	-	1,000,000	1,000,000
A Sparks	-	500,000	-	500,000	500,000
	-	3,000,000	-	3,000,000	3,000,000



DIRECTORS' REPORT

F. OTHER TRANSACTIONS WITH KEY MANAGEMENT PERSONNEL

- On 30 September 2021, the Company acquired 100% of E79 Exploration Pty Ltd (refer to note 4 in the financials statement) for consideration of 15,000,000 shares in the Company. Director Peter Ironside was one of the vendors of E79 Exploration Pty Ltd and received 3,173,428 shares as consideration for his shares in E79 Exploration Pty Ltd. CEO Edward Summerhayes was also one of the vendors of E79 Exploration Pty Ltd and received 275,440 shares as consideration for his shares in E79 Exploration Pty Ltd.
- On 19 October 2021, \$75,000 of loans in E79 Exploration Pty Ltd owed to DJ Ironside, Peter Ironside's spouse, were repaid.
- Peter Ironside, Director, is a shareholder and Director of Ironside Pty Ltd. Ironside Pty Ltd is a shareholder of the 168 Stirling Highway Syndicate, the entity which owns the premises E79 Gold occupies in Western Australia. Previous Director Geoff Donohue, is a shareholder and director of Rembu Pty Ltd. Rembu Pty Ltd is also a shareholder of the 168 Stirling Highway Syndicate, the entity which owns the premises E79 Gold occupies in Western Australia. Stavely Minerals Limited, an entity of which Directors Christopher Cairns and Peter Ironside are Directors, is the lessor of the premises. E79 Gold pays a month-by month sub-lease amount for office rent to Stavely Minerals Limited. During the year an amount of \$27,656 (net of GST) (2021: \$20,136) was paid/payable for office rental at normal commercial rates.
- Stavely Minerals Limited, an entity of which Directors Christopher Cairns and Peter Ironside are Directors, sold a second-hand motor vehicle to E79 Gold during the year. The agreed price was \$38,173 (excl GST) which was determined after researching prices of similar vehicles with similar mileage.

G. USE OF REMUNERATION CONSULTANTS

No remuneration consultants were engaged by the Company during the year.

H. VOTING OF SHAREHOLDERS AT LAST YEAR'S ANNUAL GENERAL MEETING

The Company did not have a remuneration report for the 2021 financial year as it was not listed on the ASX.

End of Audited Remuneration Report.

SIGNIFICANT CHANGES IN STATE OF AFFAIRS

For the period 1 July 2021 to 29 September 2021 the Company had minimal activities as it was seeking a transaction of merit capable of becoming the major undertaking of the Company. From 30 September 2021, the Group's principal activity was mineral exploration.

LIKELY DEVELOPMENTS AND EXPECTED RESULTS OF OPERATIONS

The Group intends to continue its exploration activities and consider transactions to ensure further development of its tenements.

DIRECTORS' REPORT

ENVIRONMENTAL REGULATIONS

The Group's environmental obligations are regulated by the laws of Australia. The Group has a policy to either meet or where possible, exceed its environmental obligations. No environmental breaches have been notified by any governmental agency as at the date of this report.

The Directors have considered compliance with the National Greenhouse and Energy Reporting Act 2007 which requires entities to report annual greenhouse gas emissions and energy use. The Directors have assessed that there are no current reporting requirements, but may be required to do so in the future.

INDEMNIFICATION AND INSURANCE OF OFFICERS

The Company paid a premium to insure the Directors and Officers of the Company and its controlled entities. Details of the premium are subject to a confidentiality clause under the contract of insurance.

The liabilities insured are costs and expenses that may be incurred in defending civil or criminal proceedings that may be brought against the Officers in their capacity as Officers of entities in the Group.

AUDITOR'S INDEPENDENCE

The auditor's independence declaration as required by Section 307C of the Corporations Act 2001 for the year ended 30 June 2022 has been received and can be found on page 29.

AUDITOR

BDO Audit (WA) Pty Ltd continues in office in accordance with Section 327 of the Corporations Act 2001.

NON-AUDIT SERVICES

The following non-audit services were provided by associated entities of BDO Audit (WA) Pty Ltd. The Directors are satisfied that the provision of non-audit services is compatible with the general standard of independence for auditors imposed by the Corporations Act 2001. The nature and scope of each type of non-audit service provided means that auditor's independence was not compromised.

Associated entities of BDO Audit (WA) Pty Ltd received or are due to receive the following amounts for the provision of non-audit services:

	2022	2021
	\$	\$
Tax Compliance Services	27,765	4,500
Other	-	9,270
	27,765	13,770

CORPORATE GOVERNANCE

The Directors of the Company support and adhere to the principles of corporate governance, recognising the need for the highest standard of corporate behaviour and accountability. Please refer to the Company's website for details of corporate governance policies <https://e79gold.com.au/corporate-governance/>.

DIRECTORS' REPORT

EVENTS OCCURRING AFTER THE REPORTING PERIOD

There are no matters or circumstances that have arisen since 30 June 2022 that have or may significantly affect the operations, results, or state of affairs of the Group in future financial years.

This report is made in accordance with a resolution of Directors, pursuant to section 298(2)(a) of the Corporations Act 2001.



Christopher Cairns
Non-Executive Chair
Perth, Western Australia
19 September 2022

DECLARATION OF INDEPENDENCE BY DEAN JUST TO THE DIRECTORS OF E79 GOLD MINES LIMITED

As lead auditor of E79 Gold Mines Limited for the year ended 30 June 2022, I declare that, to the best of my knowledge and belief, there have been:

1. No contraventions of the auditor independence requirements of the *Corporations Act 2001* in relation to the audit; and
2. No contraventions of any applicable code of professional conduct in relation to the audit.

This declaration is in respect of E79 Gold Mines Limited and the entities it controlled during the period.



Dean Just
Director

BDO Audit (WA) Pty Ltd

Perth

19 September 2022

CONSOLIDATED STATEMENT OF PROFIT OR LOSS AND OTHER COMPREHENSIVE INCOME FOR THE YEAR ENDED 30 JUNE 2022

	Note	Consolidated	
		Year Ended 30 June 2022	Year Ended 30 June 2021
		\$	\$
Revenue and income			
Interest revenue		19,197	7,386
Gain on sale of equity investments	3(a)	-	132,263
Other income		-	5,441
Total revenue and income		19,197	145,090
Expenses			
Administration and corporate expenses	3(b)	(610,943)	(122,359)
Initial establishment costs not capitalised	3(c)	(141,606)	-
Equity based payments	3(d)	(345,788)	-
Exploration expensed	3(e)	(1,251,697)	-
Total expenses		(2,350,034)	(122,359)
Other gains/(losses)			
Gain on foreign exchange		2,805	-
Total other gains/(losses)		2,805	-
Profit/(loss) before income tax for the year		(2,328,032)	22,731
Income tax expense	6	-	-
Profit/(loss) after income tax attributable to members of E79 Gold Mines Limited		(2,328,032)	22,731
Other comprehensive income/(loss)			
<i>Items that will be reclassified to profit or loss:</i>			
Other		-	-
Other comprehensive income/(loss) after income tax		-	-
Total comprehensive income/(loss) net of tax		(2,328,032)	22,731
Profit/(loss) per share for the year attributable to the members of E79 Gold Mines Limited			
Basic profit/(loss) per share	7	(4.44)	0.15

The above consolidated statement of profit or loss and other comprehensive income should be read in conjunction with the accompanying notes.

CONSOLIDATED STATEMENT OF FINANCIAL POSITION AS AT 30 JUNE 2022

	Note	Consolidated	
		30 June 2022	30 June 2021
		\$	\$
ASSETS			
Current Assets			
Cash and cash equivalents	8(a)	6,890,876	2,673,644
Other receivables	9	135,504	50,663
Total Current Assets		7,026,380	2,724,307
Non-Current Assets			
Other receivables	9	234,750	-
Property, plant and equipment	10	98,826	-
Deferred exploration expenditure acquisition costs	11	3,096,479	-
Total Non-Current Assets		3,430,055	-
Total Assets		10,456,435	2,724,307
LIABILITIES			
Current Liabilities			
Trade and other payables	12	355,990	48,976
Provisions	13	21,818	-
Total Current Liabilities		377,808	48,976
Total Liabilities		377,808	48,976
Net Assets		10,078,627	2,675,331
Equity			
Issued capital	14	19,357,014	10,122,974
Reserves		497,464	176
Accumulated losses		(9,775,851)	(7,447,819)
Total Equity		10,078,627	2,675,331

The above consolidated statement of financial position should be read in conjunction with the accompanying notes.

CONSOLIDATED STATEMENT OF CASH FLOWS FOR THE YEAR ENDED 30 JUNE 2022

	Note	Consolidated	
		Year Ended 30 June 2022	Year Ended 30 June 2021
		\$	\$
Cash flows from operating activities			
Receipts (mostly GST refunds)		214,709	13,281
Interest received		5,841	11,695
Payments to suppliers and employees		(2,104,277)	(126,809)
Contributions from JV partner		58,636	-
Net cash used in operating activities	8(b)	(1,825,091)	(101,833)
Cash flows from investing activities			
Payments for plant and equipment		(130,139)	-
Prepayments for plant and equipment		(117,375)	-
Payments for equity investments		-	(304,001)
Proceeds on sale of equity investments		-	436,264
Payments for bonds		(30,000)	-
Cash acquired upon acquisition of subsidiary		36,929	-
Net cash (used in)/provided by investing activities		(240,585)	132,263
Cash flows from financing activities			
Proceeds from issue of shares		7,000,000	-
Payment of share issue costs		(644,899)	(20,250)
Borrowings repaid		(75,000)	-
Net cash (used in)/provided by financing activities		6,280,101	(20,250)
Net increase in cash and cash equivalents held		4,214,425	10,180
Add opening cash and cash equivalents		2,673,644	2,663,464
Foreign exchange on cash		2,807	-
Closing cash and cash equivalents	8(a)	6,890,876	2,673,644

The above consolidated statement of cash flows should be read in conjunction with the accompanying notes.

CONSOLIDATED STATEMENT OF CHANGES IN EQUITY FOR THE YEAR ENDED 30 JUNE 2022

	Issued Capital	Share Based Payments Reserve	Accumulated Losses	Total Equity
	\$	\$	\$	\$
At 1 July 2020	10,122,974	176	(7,470,550)	2,652,600
Profit for the year	-	-	22,731	22,731
Other comprehensive income/(loss)	-	-	-	-
Total comprehensive income for the year	-	-	22,731	22,731
Transactions with owners in their capacity as owners:				
Issue of share capital	-	-	-	-
Total transactions with owners in their capacity as owners	-	-	-	-
At 30 June 2021	10,122,974	176	(7,447,819)	2,675,331
At 1 July 2021	10,122,974	176	(7,447,819)	2,675,331
Loss for the year	-	-	(2,328,032)	(2,328,032)
Other comprehensive income/(loss)	-	-	-	-
Total comprehensive income for the year	-	-	(2,328,032)	(2,328,032)
Transactions with owners in their capacity as owners:				
Issue of share capital	10,015,000	-	-	10,015,000
Cost of issue of share capital	(780,960)	-	-	(780,960)
Equity based payments – options (note 5)	-	497,288	-	497,288
Total transactions with owners in their capacity as owners	9,234,040	497,288	-	9,731,328
At 30 June 2022	19,357,014	497,464	(9,775,851)	10,078,627

The above consolidated statement of changes in equity should be read in conjunction with the accompanying notes.

NOTES TO THE CONSOLIDATED FINANCIAL STATEMENTS

June 2022

1. SUMMARY OF SIGNIFICANT ACCOUNTING POLICIES

(i) Basis of Preparation

These general purpose financial statements for the year ended 30 June 2022 have been prepared in accordance with the Corporations Act 2001 and Australian Accounting Standards (including Australian Accounting Interpretations) and authoritative pronouncements of the Australian Accounting Standards Board. These financial statements have been prepared in accordance with the historical costs convention with the exception of investments which have been measured at fair value. E79 Gold Mines Limited is a for-profit entity for the purpose of preparing the financial statements.

The financial report is presented in Australian dollars, which is the Group's functional and presentation currency.

The financial report of E79 Gold Mines Limited for the year ended 30 June 2022 was authorised for issue in accordance with a resolution of Directors on 19 September 2022.

(ii) Statement of Compliance

This financial report complies with International Financial Reporting Standards (IFRS) as issued by the International Accounting Standards Board (IASB).

(iii) Adoption of New and Revised Standards and Change in Accounting Standards

Early adoption of accounting standards

The Group has not elected to apply any pronouncements before their operative date in the annual reporting year beginning 1 July 2021.

New and amended standards adopted by the Company

The Group adopted all new or amended Accounting Standards and interpretations issued by the Australian Accounting Standards Board (AASB) that are mandatory for the current reporting period.

New Accounting Standards and Interpretations not yet mandatory or early adopted by the Company

The following new/amended accounting standards and interpretations have been issued but are not mandatory for financial years ended 30 June 2022. In all cases the Group intends to apply these standards from application date as indicated in the table below.

NOTES TO THE CONSOLIDATED FINANCIAL STATEMENTS

June 2022

1. SUMMARY OF SIGNIFICANT ACCOUNTING POLICIES - continued

Standards likely to have a financial impact:

AASB 2021-2 (issued March 2021) 'Amendments to Australian Accounting Standards – Disclosure of Accounting Policies and Definition of Accounting Estimates'. Application Date: Annual reporting period beginning on 1 July 2023.

Nature of Change	Impact on Initial Application
<p>Introduces a definition of 'accounting estimate', i.e. monetary amounts in financial statements that are subject to estimation uncertainty, such as estimating expected credit losses for receivables, or estimating the fair value of an item recognised in the financial statements at fair value.</p> <p>Accounting estimates are developed using measurement techniques and inputs. Measurement techniques comprise estimation techniques (such as used to determine expected credit losses or value in use) and valuation techniques (such as the income approach to determine fair value).</p> <p>The amendments clarify that a change in an estimate occurs when there is either a change in a measurement technique or a change in an input.</p>	<p>There will be no impact on the financial statements when these amendments are first adopted because they apply prospectively to changes in accounting estimates that occur on or after the beginning of the first annual reporting period to which these amendments apply, i.e. annual period beginning on 1 July 2023.</p>

Standards likely to have a disclosure impact only:

AASB 2021-2 (issued March 2021) 'Amendments to Australian Accounting Standards – Disclosure of Accounting Policies and Definition of Accounting Estimates'. Application Date: Annual reporting period beginning 1 July 2023.

Nature of Change	Impact on Initial Application
<p>Only 'material' accounting policy information must be disclosed in the financial statements, i.e. if it relates to material transactions, other events or conditions and:</p> <ul style="list-style-type: none"> • The entity has changed its accounting policy during the period • There are one or more accounting policy options in Accounting Standards • The accounting policy was developed applying the hierarchy in AASB 108 because there is no specific IFRS dealing with the transaction • Significant judgement was required in applying the accounting policy • The accounting is complex, e.g. more than one IFRS applies to the transaction. 	<p>Disclosure impact only.</p>

NOTES TO THE CONSOLIDATED FINANCIAL STATEMENTS

June 2022

1. SUMMARY OF SIGNIFICANT ACCOUNTING POLICIES - continued

(iv) Significant accounting judgements, estimates and assumptions

The preparation of the financial statements requires management to make judgements, estimates and assumptions that affect the reported amounts in the financial statements. Management continually evaluates its judgements and estimates in relation to assets, liabilities, contingent liabilities, revenue and expenses. Management bases its judgements, estimates and assumptions on historical experience and on other various factors, including expectations of future events, management believes to be reasonable under the circumstances.

The key judgements, estimates and assumptions that have a significant risk of causing a material adjustment to the carrying amounts of certain assets and liabilities are:

Share-based payment transactions

The Group measures the cost of equity-settled transactions by reference to the fair value of the equity instruments at the date at which they are granted. The fair value is determined using a Black-Scholes model taking into account the terms and conditions upon which the instruments were granted. The accounting estimates and assumptions relating to equity-settled share-based payments would have no impact on the carrying amounts of assets and liabilities within the next annual reporting period but may impact profit or loss and equity. Refer to note 5 for further information.

Commitments - Exploration

The Group has certain minimum exploration commitments to maintain its right of tenure to exploration permits. These commitments require estimates of the cost to perform exploration work required under these permits.

Deferred Exploration Expenditure Acquisition Costs

The Group capitalises acquisition expenditure relating to exploration and evaluation where it is considered likely to be recoverable or where the activities have not reached a stage which permits a reasonable assessment of the existence of reserves. While there are certain areas of interest from which no reserves have been extracted, the Directors are of the continued belief that such expenditure should not be written off since exploration activities in such areas have not yet concluded.

Asset Acquisition

The determination of whether an acquisition of business assets represents an asset acquisition or business combination requires significant judgement. On 30 September 2021, E79 Gold Mines Limited acquired E79 Exploration Pty Ltd, with the issue of shares as consideration. Directors' judgement was required to be used in classifying this transaction as an asset acquisition rather than a business combination. As the acquisition of the acquired assets is not deemed a business combination, the transactions were accounted for as a share based payment for the net assets acquired. Refer to Note 4 for further details.

NOTES TO THE CONSOLIDATED FINANCIAL STATEMENTS

June 2022

1. SUMMARY OF SIGNIFICANT ACCOUNTING POLICIES - continued

(v) Other significant accounting policies

Current and Non-Current Classification

Assets and liabilities are presented in the statement of financial position based on current and non-current classification.

An asset is classified as current when: it is either expected to be realised or intended to be sold or consumed in the consolidated entity's normal operating cycle; it is held primarily for the purpose of trading; it is expected to be realised within 12 months after the reporting period; or the asset is cash or cash equivalent unless restricted from being exchanged or used to settle a liability for at least 12 months after the reporting period. All other assets are classified as non-current.

A liability is classified as current when: it is either expected to be settled in the consolidated entity's normal operating cycle; it is held primarily for the purpose of trading; it is due to be settled within 12 months after the reporting period; or there is no unconditional right to defer the settlement of the liability for at least 12 months after the reporting period. All other liabilities are classified as non-current. Deferred tax assets and liabilities are always classified as non-current.

2. NEW ACCOUNTING POLICIES

Basis of Consolidation and Business Combinations

The consolidated financial statements comprise the financial statements of E79 Gold Mines Limited (Company or Parent Entity) and its subsidiaries (the Group). Subsidiaries are all entities over which the Group has control. Control is achieved when the Group is exposed, or has rights, to variable returns from its involvement with the investee and has the ability to affect those returns through its power over the investee. Specifically, the Group controls an investee if and only if the Group has:

- Power over the investee (i.e. existing rights that give it the current ability to direct the relevant activities of the investee);
- Exposure, or rights, to variable returns from its involvement with the investee; and
- The ability to use its power over the investee to affect its returns.

The financial statements of the subsidiaries are prepared for the same period as the Parent Entity, using consistent accounting policies.

In preparing the consolidated financial statements, all intercompany balances and transactions, income and expenses and profit or losses resulting from intra-group transactions have been eliminated in full.

Subsidiaries are fully consolidated from the date on which control is transferred to the Group and cease to be consolidated from the date on which control is transferred out of the Group. Control exists where the company has the power to govern the financial and operating policies of an entity so as to obtain benefits from its activities.

The acquisition of subsidiaries has been accounted for using the purchase method of accounting. The purchase method of accounting involves allocating the cost of the business combination to the fair value of the assets acquired and the liabilities and contingent liabilities assumed at the date of acquisition.

NOTES TO THE CONSOLIDATED FINANCIAL STATEMENTS

June 2022

2. NEW ACCOUNTING POLICIES - continued

Accordingly, the consolidated financial statements include the results of subsidiaries for the period from their acquisition.

The purchase method of accounting is used to account for all business combinations regardless of whether equity instruments or other assets are acquired. Cost is measured as the fair value of the assets given, shares issued, or liabilities incurred or assumed at the date of exchange plus costs directly attributable to the combination. Where equity instruments are issued in a business combination, the fair value of the instruments is their published market price as at the date of exchange, adjusted for any conditions imposed on those shares. Transaction costs arising on the issue of equity instruments are recognised directly in equity.

All identifiable assets acquired, and liabilities and contingent liabilities assumed in a business combination are measured initially at their fair values at the acquisition date. The excess of the cost of the business combination over the net fair value of the Group's share of the identifiable net assets acquired is recognised as goodwill. If the cost of acquisition is less than the Group's share of the net fair value of the identifiable net assets of the subsidiary, the difference is recognised as a gain in the statement of profit or loss and other comprehensive income, but only after a reassessment of the identification and measurement of the net assets acquired.

Deferred Exploration Acquisition Costs

Exploration expenditure is expensed to the statement of profit or loss and other comprehensive income as and when it is incurred and included as part of cash flows from operating activities. Exploration costs are only capitalised to the statement of financial position if they result from an acquisition. Costs carried forward in respect of an area of interest which is abandoned are written off in the year in which the abandonment decision is made.

Asset Acquisition

When an asset acquisition does not constitute a business combination, the assets and liabilities are assigned a carrying amount based on their relative fair values in an asset purchase transaction. No goodwill will arise on the acquisition and transaction costs of the acquisition will be included in the capitalised cost of the asset. Assets acquired during the period were capitalised as deferred exploration acquisition costs.

NOTES TO THE CONSOLIDATED FINANCIAL STATEMENTS

June 2022

	30 June 2022 \$	30 June 2021 \$
3. INCOME AND EXPENSES		
Income:		
(a) Gain on Sale of Equity Investments		
Gain on sale of equity investments	-	132,263
<p>During the prior year, the Company made an investment of \$304,001 in two ASX listed companies - Capricorn Metals (CMM) and Matador Mining (MZZ). The shares were sold on market in June 2021 for a profit of \$132,263.</p>		
Expenses:		
(b) Administration and Corporate Expenses		
Administration and corporate expenses include:		
Depreciation – administration	4,228	-
Office premises expenses	29,661	-
Personnel costs	191,236	-
Other administration and corporate expenses	385,818	122,359
	<u>610,943</u>	<u>122,359</u>
(c) Initial Establishment Costs Not Capitalised		
Initial establishment expenses include:		
ASX initial listing fees	80,154	-
Recruitment costs	43,964	-
Other expenses	17,488	-
	<u>141,606</u>	<u>-</u>
(d) Equity Based Payments Expensed		
Equity based payments (refer note 5)	345,788	-



NOTES TO THE CONSOLIDATED FINANCIAL STATEMENTS

June 2022

	30 June 2022	30 June 2021
	\$	\$
3. INCOME AND EXPENSES – continued		
(e) Exploration Costs Expensed		
Exploration costs expensed include:		
Depreciation – exploration	27,086	-
Other exploration costs expensed	1,224,611	-
	<u>1,251,697</u>	<u>-</u>

4. ACQUISITION OF SUBSIDIARY

On 30 September 2021, the Company completed the acquisition of 100% of E79 Exploration Pty Ltd, for consideration of 15,000,000 shares (valued at \$3,000,000, based on the fair value of the asset at the date of purchase). E79 Exploration Pty Ltd held several mining tenements and holds 100% in Hottub Pty Ltd (which holds mining tenement E51/1975).

In line with relevant accounting standards, the Company has treated the acquisition of E79 Exploration Pty Ltd and its tenements as an asset acquisition and a share-based payment transaction under AASB 2 Share Based Payments. Where an acquisition does not meet the definition of a business combination the transaction is accounted for as an asset acquisition. The consideration transferred for the acquisition of an asset comprises the fair values of the assets transferred, the liabilities incurred, and the equity interests issued by the Group. Acquisition related costs with regards to the acquisition are capitalised. Identifiable assets acquired and liabilities assumed in the acquisition are measured at their fair value at the acquisition date. An independent valuation of the mining tenements held by the E79 Exploration Group provided a basis for the fair value of \$3,000,000. The basis of valuation of these assets is at fair value and is based on comparable market transactions for similar assets.

	30 June 2022
	\$
Net assets/(liabilities) of E79 Exploration Group at date acquired:	
Cash	36,929
Other receivables	43,543
Plant and equipment	59,070
Deferred exploration acquisition costs (note 11)	39,990
Trade and other payables	(122,796)
Non-interest bearing loans	(113,225)
Net assets/(liabilities) of E79 Exploration Group at date acquired	<u>(56,489)</u>
Less: Consideration paid	<u>(3,000,000)</u>
Fair Value of E79 Exploration Group capitalised as Exploration Acquisition Cost (note 11)	<u><u>3,056,489</u></u>

NOTES TO THE CONSOLIDATED FINANCIAL STATEMENTS

June 2022

	30 June 2022	30 June 2021
	\$	\$
5. EQUITY-BASED PAYMENTS		
(a) Value of equity based payments in the financial statements		
<i>Expensed in the profit and loss:</i>		
Equity-based payments- options	345,788	-
<i>Expensed as cost of share issues:</i>		
Equity-based payments - options to brokers	151,500	-
Total Equity-based payments	497,288	-

(b) Summary of equity-based payments - options - granted during the year:

On 30 September 2021, the following unlisted options were granted:

Name	Options exercisable at \$0.27 each on or before 30/09/2023	Options exercisable at \$0.30 each on or before 30/09/2025
Directors		
Christopher Cairns	250,000	250,000
Peter Ironside	250,000	250,000
Deborah Lord	250,000	250,000
Company Secretary		
Amanda Sparks	250,000	250,000
CEO		
Edward Summerhayes	500,000	500,000
Others		
Consultant	250,000	250,000
Lead Manager for the IPO	500,000	1,000,000
Total Options	2,250,000	2,750,000

In November and December 2021, the following unlisted options were granted pursuant to the Company's Employee Incentive Plan. All options have an exercise price of 32 cents and expiry date of 15 November 2023:

- 60,000 unlisted options granted on 17 November 2021 to an employee; and
- 60,000 unlisted options granted on 1 December 2021 to an employee.

NOTES TO THE CONSOLIDATED FINANCIAL STATEMENTS

June 2022

5. EQUITY-BASED PAYMENTS – continued

The assessed fair values of the options were determined using a Black-Scholes option pricing model, taking into account the exercise price, term of option, the share price at grant date and expected price volatility of the underlying share, expected dividend yield and the risk-free interest rate for the term of the option. The inputs to the model used were:

Grant date	30/09/2021	30/09/2021	17/11/2021	1/12/2021
Option exercise price (\$)	0.27	0.30	0.32	0.32
Expected life of options (years)	2	4	1.99	1.96
Dividend yield (%)	-	-	-	-
Expected volatility (%)	90	90	90	90
Risk-free interest rate (%)	0.075	0.785	0.63	0.61
Underlying share price (\$)	0.20	0.20	0.245	0.235
Value of Option (\$)	0.079	0.112	0.10	0.0923
Vesting Date	30/09/2021	30/09/2021	17/11/2021	1/12/2021

The expected life of the options is based on historical data and is not necessarily indicative of exercise patterns that may occur. The expected volatility reflects the assumption that the historical volatility is indicative of future trends, which may also not necessarily be the actual outcome. No other features of options granted were incorporated into the measurement of fair value.

6. INCOME TAX

Current tax assets and liabilities for the current and prior periods are measured at the amount expected to be recovered from or paid to the taxation authorities. The tax rates and tax laws used to compute the amount are those that are enacted or substantively enacted by the reporting date.

Deferred income tax is provided on all temporary differences at the reporting date between the tax bases of assets and liabilities and their carrying amounts for financial reporting purposes.

Deferred income tax liabilities are recognised for all taxable temporary differences except:

- when the deferred income tax liability arises from the initial recognition of goodwill or of an asset or liability in a transaction that is not a business combination and that, at the time of the transaction, affects neither the accounting profit nor taxable profit or loss; or
- when the taxable temporary difference is associated with investments in subsidiaries, associates or interests in joint operations, and the timing of the reversal of the temporary difference can be controlled and it is probable that the temporary difference will not reverse in the foreseeable future.

NOTES TO THE CONSOLIDATED FINANCIAL STATEMENTS

June 2022

6. INCOME TAX – continued

Deferred income tax assets are recognised for all deductible temporary differences, carry-forward of unused tax assets and unused tax losses, to the extent that it is probable that taxable profit will be available against which the deductible temporary differences and the carry-forward of unused tax credits and unused tax losses can be utilised, except:

- when the deferred income tax asset relating to the deductible temporary difference arises from the initial recognition of an asset or liability in a transaction that is not a business combination and, at the time of the transaction, affects neither the accounting profit nor taxable profit or loss; or
- when the deductible temporary difference is associated with investments in subsidiaries, associates or interests in joint operations, in which case a deferred tax asset is only recognised to the extent that it is probable that the temporary difference will reverse in the foreseeable future and taxable profit will be available against which the temporary difference can be utilised.

The carrying amount of deferred income tax assets is reviewed at each reporting date and reduced to the extent that it is no longer probable that sufficient taxable profit will be available to allow all or part of the deferred income tax asset to be utilised.

Unrecognised deferred income tax assets are reassessed at each reporting date and are recognised to the extent that it has become probable that future taxable profit will allow the deferred tax asset to be recovered.

Deferred income tax assets and liabilities are measured at the tax rates that are expected to apply to the year when the asset is realised or the liability is settled, based on tax rates (and tax laws) that have been enacted or substantively enacted at the reporting date.

Income taxes relating to items recognised directly in equity are recognised in equity and not in profit or loss.

Deferred tax assets and deferred tax liabilities are offset only if a legally enforceable right exists to set off current tax assets against current tax liabilities and the deferred tax assets and liabilities relate to the same taxable entity and the same taxation authority.

The amount of benefits brought to account or which may be realised in the future is based on the assumption that no adverse change will occur in income legislation and the anticipation that the Group will derive sufficient future assessable income to enable the benefit to be realised and comply with the conditions of deductibility imposed by the law.

NOTES TO THE CONSOLIDATED FINANCIAL STATEMENTS

June 2022

	30 June 2022	30 June 2021
	\$	\$
6. INCOME TAX – continued		
(a) Income Tax Expense		
The reconciliation between tax expense and the product of accounting loss before income tax multiplied by the Company's applicable income tax rate is as follows:		
Profit/(loss) before income tax	(2,328,032)	22,731
Income tax expense/(benefit) @ 30%	(698,410)	6,819
Tax effect of non-deductible items	104,059	2,503
Net deferred tax assets not brought to account	594,351	(9,322)
Income tax attributable to operating profit/(loss)	-	-
(b) Deferred tax assets and liabilities not recognised relate to the following:		
DTA - Tax losses	1,166,310	307,143
DTL - Other temporary differences	(20,049)	(17,622)
DTA - Other temporary differences	130,675	-
Net deferred tax assets not recognised	1,276,936	289,521

Net deferred tax assets have not been brought to account as it is not probable within the immediate future that tax profits will be available against which deductible temporary differences and tax losses can be utilised. Losses may be carried forward and utilised against future taxable income provided the relevant loss recoupment tests are met.

(c) Tax Consolidation

The Company and its 100% owned subsidiaries have formed a tax consolidated group. Under the tax consolidation regime, all members of a tax consolidated group are jointly and severally liable for the tax consolidated group's income tax liabilities. The head entity of the tax consolidated group is E79 Gold Mines Limited. There are no tax sharing or funding agreements.

(d) Franking Credits

The franking account balance at year end was \$nil (2021: \$nil).

NOTES TO THE CONSOLIDATED FINANCIAL STATEMENTS

June 2022

7. EARNINGS PER SHARE

Basic earnings per share is calculated as net profit attributable to members of the Company, adjusted to exclude any costs of servicing equity (other than dividends) and preference share dividends, divided by the weighted average number of ordinary shares, adjusted for any bonus element.

Diluted earnings per share is calculated as net profit attributable to members of the Company, adjusted for:

- costs of servicing equity (other than dividends);
- the after tax effect of dividends and interest associated with dilutive potential ordinary shares that have been recognised as expenses; and
- other non-discretionary changes in revenues or expenses during the year that would result from the dilution of potential ordinary shares; divided by the weighted average number of ordinary shares and dilutive potential ordinary shares, adjusted for any bonus element.

	30 June 2022	30 June 2021
	Cents	Cents
Basic earnings/(loss) per share	(4.44)	0.15
	\$	\$
Profit/(loss) attributable to members of E79 Gold Mines Limited used in the calculation of basic loss per share	(2,328,032)	22,731
	Number	Number
Weighted average number of ordinary shares outstanding during the year used in the calculation of basic loss per share (June 2021: Based on number of shares after share consolidation).	65,074,824	14,999,824

Diluted earnings per share is not disclosed because potential ordinary shares, being options granted, are not dilutive and their conversion to ordinary shares would not demonstrate an inferior view of the earnings performance of the Group.



NOTES TO THE CONSOLIDATED FINANCIAL STATEMENTS

June 2022

8. CASH AND CASH EQUIVALENTS

Cash comprises cash at bank and in hand. Cash equivalents are short term, highly liquid investments that are readily convertible to known amounts of cash and which are subject to an insignificant risk of changes in value. For the purposes of the statement of cash flows, cash and cash equivalents consist of cash and cash equivalents as defined above.

	Year Ended 30 June 2022	Year Ended 30 June 2021
	\$	\$

(a) Cash and cash equivalents

Cash at bank and short-term deposits	6,890,876	2,673,644
--------------------------------------	-----------	-----------

The Company's exposure to interest rate risk is discussed in note 19. The maximum exposure to credit risk at the reporting date is the carrying amount of each class of cash and cash equivalents mentioned above.

(b) Reconciliation of profit/(loss) after tax to the net cash flows used in operations

Profit/(loss) after income tax	(2,328,032)	22,731
Add back gain on disposal of equity investments (investing activity)	-	(132,263)
Non-cash share based payments expensed	345,788	-
Non-cash depreciation expensed	31,314	-
Foreign exchange gains	(2,807)	-
Change in assets and liabilities:		
(Increase)/decrease in receivables	(34,689)	(3,947)
Increase/(decrease) in payables	141,517	11,646
Increase/(decrease) in provisions	21,818	-
Net cash flows from/(used) in operating activities	(1,825,091)	(101,833)

(c) Non-Cash financing and investing activities:

During the year:

- the Company acquired the E79 Exploration Group for 15,000,000 ordinary shares (\$3,000,000). Refer to note 4.
- the Company issued 1.5 million unlisted options as part brokerage fees for the IPO (\$151,500). Refer to note 5.

2021: There were no non-cash financing or investing activities.

NOTES TO THE CONSOLIDATED FINANCIAL STATEMENTS

June 2022

9. OTHER RECEIVABLES

Other receivables are initially recognised at fair value and subsequently measured at amortised cost, less allowance for doubtful debts. Current receivables for GST are due for settlement within 60 days and other current receivables within 12 months. There are no receivables that are past the due date.

Revenues, expenses and assets are recognised net of the amount of GST except:

- when the GST incurred on a purchase of goods and services is not recoverable from the taxation authority, in which case the GST is recognised as part of the cost of acquisition of the asset or as part of the expense item as applicable; and
- receivables and payables, which are stated with the amount of GST included.

The net amount of GST recoverable from, or payable to, the taxation authority is included as part of receivables or payables in the statement of financial position. Cash flows are included in the cash flow statement on a gross basis and the GST component of cash flows arising from investing and financing activities, which is recoverable from, or payable to, the taxation authority, are classified as operating cash flows. Commitments and contingencies are disclosed net of the amount of GST recoverable from, or payable to, the taxation authority.

	30 June 2022	30 June 2021
	\$	\$
Current		
GST refundable	24,030	8,943
Prepayments – IPO Costs	-	41,317
Term Deposit ANZ – Credit Card Security	30,000	-
Other	81,474	403
	<u>135,504</u>	<u>50,663</u>
Non-Current		
Prepayments – Deposit for Caravans	<u>234,750</u>	-

Fair Value and Risk Exposures:

- Due to the short-term nature of these receivables, their carrying value is assumed to approximate their fair value.
- The maximum exposure to credit risk is the fair value of receivables. Collateral is not held as security.
- Details regarding interest rate risk exposure are disclosed in note 19.
- Other receivables generally have repayments between 30 and 365 days.

NOTES TO THE CONSOLIDATED FINANCIAL STATEMENTS

June 2022

10. PROPERTY, PLANT AND EQUIPMENT

Property, plant and equipment is stated at cost less accumulated depreciation and any accumulated impairment losses. Depreciation is calculated on a straight-line basis over the estimated useful life of the assets as follows:

Plant and equipment	- 0 to 4 years
Motor vehicles	- 3 to 7 years

The assets' residual values, useful lives and amortisation methods are reviewed, and adjusted if appropriate, at each financial year end.

Disposal

An item of property, plant and equipment is derecognised upon disposal or when no further future economic benefits are expected from its use or disposal. Any gain or loss arising on derecognition of the asset (calculated as the difference between the net disposal proceeds and the carrying amount of the asset) is included in profit or loss in the year the asset is derecognised.

	30 June 2022	30 June 2021
	\$	\$
Motor vehicles- at cost	114,963	-
Less: Accumulated depreciation	(26,491)	-
	88,472	-
Plant and equipment - at cost	15,177	-
Less: Accumulated depreciation	(4,823)	-
	10,354	-
Total property, plant and equipment	98,826	-

Reconciliation of property, plant and equipment:

Motor Vehicles

Carrying amount at beginning of year	-	-
Additions	114,963	-
Depreciation	(26,491)	-
Carrying amount at end of year	88,472	-

Plant and Equipment

Carrying amount at beginning of year	-	-
Additions	15,177	-
Depreciation	(4,823)	-
Carrying amount at end of year	10,354	-

NOTES TO THE CONSOLIDATED FINANCIAL STATEMENTS

June 2022

11. DEFERRED EXPLORATION EXPENDITURE ACQUISITION COSTS

Exploration expenditure is expensed to the statement of profit or loss and other comprehensive income as and when it is incurred and included as part of cash flows from operating activities. Exploration costs are only capitalised to the statement of financial position if they result from an acquisition. Costs carried forward in respect of an area of interest which is abandoned are written off in the year in which the abandonment decision is made.

	30 June 2022	30 June 2021
	\$	\$
Deferred exploration acquisition costs brought forward	-	-
Fair Value of E79 Exploration Group capitalised as Exploration Acquisition Costs (note 4)	3,056,489	-
Capitalised exploration acquisition costs held by E79 Exploration Group at date of acquisition (note 4)	39,990	-
Deferred exploration acquisition costs carried forward	<u>3,096,479</u>	<u>-</u>

Ultimate recoupment of exploration and evaluation expenditure carried forward is dependent on successful development and commercial exploitation or, alternatively, sale of the respective areas.

12. TRADE AND OTHER PAYABLES

Trade payables and other payables are recognised initially at fair value and subsequently at amortised cost and represent liabilities for goods and services provided to the Group prior to the end of the financial year that are unpaid and arise when the Group becomes obliged to make future payments in respect of the purchase of these goods and services. The amounts are unsecured and usually paid within 60 days of recognition.

	30 June 2022	30 June 2021
	\$	\$
Current		
Trade creditors and other payables	<u>355,990</u>	<u>48,976</u>

Fair Value and Risk Exposures

- (i) Due to the short-term nature of these payables, their carrying value is assumed to approximate their fair value.
- (ii) Trade and other payables are unsecured and usually paid within 60 days of recognition.
- (iii) All amounts are expected to be paid within 12 months.

NOTES TO THE CONSOLIDATED FINANCIAL STATEMENTS

June 2022

13. PROVISIONS

Provisions are recognised when the Group has a present obligation (legal or constructive) as a result of a past event, it is probable that an outflow of resources embodying economic benefits will be required to settle the obligation and a reliable estimate can be made of the amount of the obligation.

(i) Wages, salaries and, annual leave

Liabilities for wages and salaries, including non-monetary benefits and annual leave that are expected to be settled wholly within 12 months of the reporting date are recognised in the current provision for employee benefits in respect of employees' services up to the reporting date. They are measured at the amounts expected to be paid when the liabilities are settled.

(ii) Other long-term employee benefit obligations

The liability for long service leave and annual leave not expected to be settled wholly within 12 months of the reporting date are recognised in the non-current provision for employee benefits and measured as the present value of expected future payments to be made in respect of services provided by employees up to the reporting date using the projected unit credit method. Consideration is given to expected future wage and salary levels, experience of employee departures, and period of service. Expected future payments are discounted using market yields at the reporting date on corporate bonds with terms to maturity and currencies that match, as closely as possible, the estimated future cash outflows. The obligations are presented as current liabilities if the Group does not have an unconditional right to defer settlement for at least 12 months of the reporting date, regardless of when actual settlement is expected to occur.

	30 June 2022	30 June 2021
	\$	\$
Current		
Employee Entitlements	21,818	-



NOTES TO THE CONSOLIDATED FINANCIAL STATEMENTS

June 2022

14. ISSUED CAPITAL

Issued and paid up capital is recognised at the fair value of the consideration received by the Company. Any transaction costs arising on the issue of ordinary shares are recognised directly in equity as a reduction of the share proceeds received.

	30 June 2022	30 June 2021
	\$	\$
(a) Issued Capital		
65,074,824 ordinary shares fully paid (June 2021: 14,999,824 shares, after share consolidation)	19,357,014	10,122,974

(b) Movements in Ordinary Share Capital

Summary of Movements	Year ended 30 June 2022		Year ended 30 June 2021	
	Number of Shares	\$	Number of Shares	\$
Opening balance	64,550,000	10,122,974	64,550,000	10,122,974
Share consolidation	(49,550,176)	-	-	-
	14,999,824	10,122,974	64,550,000	10,122,974
Issued – acquisition of E79 Exploration (note 4)	15,000,000	3,000,000	-	-
Issued – final acquisition of E79 subsidiary, Hottub Pty Ltd	75,000	15,000	-	-
Issued – IPO	35,000,000	7,000,000	-	-
Costs of issues	-	(629,460)	-	-
Costs of issues – broker options (note 5)	-	(151,500)	-	-
Closing Balance	65,074,824	19,357,014	64,550,000	10,122,974

- On 12 July 2021, a share consolidation took place on the basis of one share for every 4.3033333 shares resulting in consolidated shares on issue of 14,999,824 as at 12 July 2021.
- On 30 September 2021, 15,000,000 shares were issued at a deemed issue price of 20 cents per share (\$3,000,000) to acquire 100% of subsidiary, E79 Exploration Pty Ltd. Refer to note 4.
- On 1 October 2021, 35,000,000 shares were issued at 20 cents per share pursuant to an IPO. Gross proceeds were \$7,000,000.

NOTES TO THE CONSOLIDATED FINANCIAL STATEMENTS

June 2022

14. ISSUED CAPITAL - continued

(c) Options on issue

	Number	Exercise Price	Last Exercise Date
Unlisted Options	2,250,000	27 cents	30/09/2023. Escrowed to 7/10/2023
Unlisted Options	2,750,000	30 cents	30/09/2025. Escrowed to 7/10/2023
Unlisted Options	120,000	32 cents	15/11/2023
	<u>5,120,000</u>		

During the year:

- (i) 5,120,000 unlisted options were granted as share-based payments (2021: nil);
- (ii) No unlisted options expired (2021: nil); and
- (iii) No unlisted options were exercised (2021: nil).

(d) Terms and Conditions of Issued Capital

Ordinary shares have the right to receive dividends as declared and, in the event of winding up the Company, to participate in the proceeds from the sale of all surplus assets in proportion to the number of and amounts paid up on shares held.

Ordinary shares entitle their holder to one vote, either in person or by proxy, at a meeting of the Company.

(e) Capital Management

When managing capital, management's objective is to ensure the entity continues as a going concern as well as to maintain optimal returns to Shareholders and benefits for other stakeholders. Management also aims to maintain a capital structure that ensures the lowest cost of capital available to the entity.

Management may in the future adjust the capital structure to take advantage of favourable costs of capital and issue further shares in the market. Management has no current plans to adjust the capital structure. There are no plans to distribute dividends in the next year.

Total capital is equity as shown in the statement of financial position. The Company is not subject to any externally imposed capital requirements.

NOTES TO THE CONSOLIDATED FINANCIAL STATEMENTS

June 2022

15. RESERVES

Equity-based payment transactions:

The Group measures the cost of equity-settled transactions by reference to the fair value of the equity instruments at the date at which they are granted. The fair value is determined using a Black-Scholes option pricing model.

	30 June 2022	30 June 2021
	\$	\$
<i>Equity-based payments reserve:</i>		
Balance at the beginning of the year	176	176
Equity-based payments – refer note 5	497,288	-
Balance at the end of the year	497,464	176

Nature and purpose of the reserves:

The Equity-based payments reserve is used to recognise the fair value of options granted.

16. RELATED PARTY TRANSACTIONS

	30 June 2022	30 June 2021
	\$	\$
<i>Key Management Personnel Compensation</i>		
Short-term employment benefits	360,984	-
Post-employment benefits	30,086	-
Equity-based payment	286,500	-
	677,570	-

Other transactions with Key Management Personnel

- a) On 30 September 2021, the Company acquired 100% of E79 Exploration Pty Ltd (refer to note 4) for consideration of 15,000,000 shares in the Company. Director Peter Ironside was one of the vendors of E79 Exploration Pty Ltd and received 3,173,428 shares as consideration for his shares in E79 Exploration Pty Ltd. CEO Edward Summerhayes was also one of the vendors of E79 Exploration Pty Ltd and received 275,440 shares as consideration for his shares in E79 Exploration Pty Ltd.
- b) On 19 October 2021, \$75,000 of loans in E79 Exploration Pty Ltd owed to DJ Ironside, Peter Ironside's spouse, were repaid.
- c) Peter Ironside, Director, is a shareholder and director of Ironside Pty Ltd. Ironside Pty Ltd is a shareholder of the 168 Stirling Highway Syndicate, the entity which owns the premises E79 Gold occupies in Western Australia. Previous Director Geoff Donohue, is a shareholder and director of Rembu Pty Ltd. Rembu Pty Ltd is also a shareholder of the 168 Stirling Highway Syndicate, the entity which owns the premises E79 Gold occupies in Western Australia. Stavelly Minerals Limited, an entity of which Directors Christopher Cairns and Peter Ironside are Directors, is the lessor of the premises. E79 pays a month-by month sub-lease amount for office rent to Stavelly Minerals Limited. During the year an amount of \$27,656 (net of GST) (2021: \$20,136) was paid/payable for office rental at normal commercial rates.

NOTES TO THE CONSOLIDATED FINANCIAL STATEMENTS

June 2022

16. RELATED PARTY TRANSACTIONS - continued

- d) Stavely Minerals Limited, an entity of which Directors Christopher Cairns and Peter Ironside are Directors, sold a second-hand motor vehicle to E79 during the year. The agreed price was \$38,173 (excl GST) which was determined after researching prices of similar vehicles with similar mileage.

Transactions with Other Related Parties

There were no transactions with other related parties (2021: none).

17. AUDITORS' REMUNERATION

	30 June 2022	30 June 2021
	\$	\$
Amount received or due and receivable by BDO Australia:		
Audit and review of financial statements	43,735	21,892
Other services – taxation	27,765	4,500
Other services – IPO Independent Limited Assurance Report	-	9,270
	71,500	35,662

18. SEGMENT INFORMATION

Management has determined the operating segments based on the reports reviewed by the Board of Directors that are used to make strategic decisions. The Group does not have any material operating segments with discrete financial information. The Group does not have any customers and all its assets and liabilities are primarily related to the mineral exploration industry and are located within Australia. The Board of Directors review internal management reports on a regular basis that is consistent with the information provided in the statement of profit or loss and other comprehensive income, statement of financial position and statement of cash flows. As a result, no reconciliation is required because the information as presented is what is used by the Board to make strategic decisions.

19. FINANCIAL RISK MANAGEMENT OBJECTIVES, POLICIES AND INSTRUMENTS

Interest revenue

Interest revenue is recognised as it accrues, taking into account the effective yield on the financial asset.

The Group's principal financial instruments comprise cash and short-term deposits. The main purpose of these financial instruments is to provide working capital for the Group's operations.

The Group has various other financial instruments such as receivables and trade creditors, which arise directly from its operations.

The main risks arising from the Group's financial instruments are interest rate risk, liquidity risk and credit risk. The Board reviews and agrees on policies for managing each of these risks and they are summarised below.

NOTES TO THE CONSOLIDATED FINANCIAL STATEMENTS

June 2022

19. FINANCIAL RISK MANAGEMENT OBJECTIVES, POLICIES AND INSTRUMENTS - continued

Liquidity Risk

The Group has no significant exposure to liquidity risk as there is effectively no debt. The Group manages liquidity risk by monitoring immediate and forecast cash requirements and ensuring adequate cash reserves are maintained.

Interest Rate Risk

At reporting date, the Group's exposure to market risk for changes in interest rates relates primarily to the Group's short-term cash deposits. The Company constantly analyses its exposure to interest rates, with consideration given to potential renewal of existing positions, the mix of fixed and variable interest rates and the period to which deposits may be fixed.

At reporting date, the Company had the following financial assets exposed to variable interest rates:

	2022	2021
	\$	\$
Financial Assets:		
Cash and cash equivalents (interest-bearing accounts)	6,650,648	2,228,581
Net exposure	6,650,648	2,228,581

There is no interest rate exposure on the Group's financial liabilities.

At 30 June 2022, if interest rates had increased by 0.5% from the year end variable rates with all other variables held constant, post tax loss for the Company would have been \$33,254 lower and equity higher (2021: changes of 0.5% \$5,014 lower). The 0.5% (2021: 0.5%) sensitivity is based on reasonably possible changes, over a financial year, using an observed range of historical RBA movements over the last three years.

Credit Risk

Credit risk refers to the risk that a counter party will default on its contractual obligations resulting in financial loss to the Group. The Group has adopted the policy of dealing with creditworthy counterparties and obtaining sufficient collateral or other security where appropriate, as a means of mitigating the risk of financial loss from defaults. The Group measures credit risk on a fair value basis.

Significant cash deposits are with institutions with a minimum credit rating of AA- (or equivalent) as determined by a reputable credit rating agency e.g. Standard & Poor.

The Group does not have any other significant credit risk exposure to a single counterparty or any group of counterparties having similar characteristics.

NOTES TO THE CONSOLIDATED FINANCIAL STATEMENTS

June 2022

20. COMMITMENTS AND CONTINGENCIES

The Group has certain minimum exploration commitments to maintain its right of tenure to exploration permits. These commitments require estimates of the cost to perform exploration work required under these permits.

	2022 \$	2021 \$
Tenement Expenditure Commitments:		
The Group is required to maintain current rights of tenure to tenements, which require outlays of expenditure in 2022/2023. Under certain circumstances these commitments are subject to the possibility of adjustment to the amount and/or timing of such obligations, however, they are expected to be fulfilled in the normal course of operations.	639,000	-

The Company has no other commitments or contingent liabilities.

21. PARENT ENTITY INFORMATION

	Company	
	30 June 2022 \$	30 June 2021 \$
Statement of Financial Position Information		
Current assets	6,660,181	2,724,307
Non-current assets	3,008,331	-
Current liabilities	(140,395)	(48,976)
Net Assets	<u>9,528,117</u>	<u>2,675,331</u>
Issued capital	19,357,014	10,122,974
Reserves	497,464	176
Accumulated losses	(10,326,361)	(7,447,819)
Total Equity	<u>9,528,117</u>	<u>2,675,331</u>
Profit or Loss information		
Profit/(loss) for the year	(2,878,542)	22,731
Comprehensive profit/(loss) for the year	<u>(2,878,542)</u>	<u>22,731</u>

Commitments and contingencies

There are no commitments or contingencies, including any guarantees entered into by E79 Gold Mines Limited on behalf of its subsidiaries.



NOTES TO THE CONSOLIDATED FINANCIAL STATEMENTS

June 2022

21. PARENT ENTITY INFORMATION - continued

Subsidiaries			30 June 2022	30 June 2021
Name of Controlled Entity	Class of Share	Place of Incorporation	% Held by Parent Entity	% Held by Parent Entity
E79 Exploration Pty Ltd	Ordinary	Australia	100%	-
Hottub Pty Ltd (held 100% by E79 Exploration Pty Ltd)	Ordinary	Australia	100%	-

22. EVENTS OCCURRING AFTER THE REPORTING PERIOD

There are no matters or circumstances that have arisen since 30 June 2022 that have or may significantly affect the operations, results, or state of affairs of the Group in future financial years.

DIRECTORS' DECLARATION

In the opinion of the Directors:

- (a) the financial statements and notes are in accordance with the Corporations Act 2001, including:
 - (i) giving a true and fair view of the Group's financial position at 30 June 2022 and of its performance for the year ended on that date; and
 - (ii) complying with Australian Accounting Standards (including the Australian Accounting Interpretations), the Corporations Regulations 2001 and other mandatory professional reporting requirements; and
 - (iii) complying with International Financial Reporting Standards (IFRS) as stated in note 1 of the financial statements; and
- (b) there are reasonable grounds to believe that the Company will be able to pay its debts as and when they become due and payable; and

This declaration has been made after receiving the declarations required to be made to the Directors in accordance with section 295A of the Corporations Act 2001 for the financial year ending 30 June 2022.

On behalf of the Board



Christopher Cairns
Non-Executive Chair
Perth, Western Australia
19 September 2022

INDEPENDENT AUDITOR'S REPORT

To the members of E79 Gold Mines Limited

Report on the Audit of the Financial Report

Opinion

We have audited the financial report of E79 Gold Mines Limited (the Company) and its subsidiaries (the Group), which comprises the consolidated statement of financial position as at 30 June 2022, the consolidated statement of profit or loss and other comprehensive income, the consolidated statement of changes in equity and the consolidated statement of cash flows for the year then ended, and notes to the financial report, including a summary of significant accounting policies and the directors' declaration.

In our opinion the accompanying financial report of the Group, is in accordance with the *Corporations Act 2001*, including:

- (i) Giving a true and fair view of the Group's financial position as at 30 June 2022 and of its financial performance for the year ended on that date; and
- (ii) Complying with Australian Accounting Standards and the *Corporations Regulations 2001*.

Basis for opinion

We conducted our audit in accordance with Australian Auditing Standards. Our responsibilities under those standards are further described in the *Auditor's responsibilities for the audit of the Financial Report* section of our report. We are independent of the Group in accordance with the *Corporations Act 2001* and the ethical requirements of the Accounting Professional and Ethical Standards Board's APES 110 *Code of Ethics for Professional Accountants (including Independence Standards)* (the Code) that are relevant to our audit of the financial report in Australia. We have also fulfilled our other ethical responsibilities in accordance with the Code.

We confirm that the independence declaration required by the *Corporations Act 2001*, which has been given to the directors of the Company, would be in the same terms if given to the directors as at the time of this auditor's report.

We believe that the audit evidence we have obtained is sufficient and appropriate to provide a basis for our opinion.

Key audit matters

Key audit matters are those matters that, in our professional judgement, were of most significance in our audit of the financial report of the current period. These matters were addressed in the context of our audit of the financial report as a whole, and in forming our opinion thereon, and we do not provide a separate opinion on these matters.

Accounting for deferred exploration expenditure asset

<i>Key audit matter</i>	<i>How the matter was addressed in our audit</i>
<p>At 30 June 2022, the Group held a significant carrying value of capitalised exploration and evaluation expenditure as disclosed in Note 11.</p> <p>As the carrying value of the deferred exploration expenditure asset represents a significant asset of the Group, we considered it necessary to assess whether any facts or circumstances exist to suggest that the carrying amount of this asset may exceed its recoverable amount.</p> <p>Judgement is applied in determining the treatment of exploration expenditure costs in accordance with Australian Accounting Standard AASB 6 <i>Exploration for and Evaluation of Mineral Resources</i>. In particular:</p> <ul style="list-style-type: none"> • Whether the conditions for capitalisation are satisfied; • Which elements of exploration and evaluation expenditures qualify for recognition; and • Whether facts and circumstances indicate that the exploration and expenditure assets should be tested for impairment. 	<p>Our procedures included, but were not limited to:</p> <ul style="list-style-type: none"> • Assessing the appropriateness and accuracy of capitalised exploration and evaluation amounts as a result of the acquisition of subsidiary during the year; • Obtaining a schedule of the areas of interest held by the Group and assessing whether the rights to tenure of those areas of interest remained current at balance date; • Considering the status of the ongoing exploration programmes in the respective areas of interest by holding discussions with management and reviewing the Group's exploration budgets, ASX announcements and directors' minutes; • Considering whether any such areas of interest had reached a stage where a reasonable assessment of economically recoverable reserves existed; • Considering whether any facts or circumstances existed to suggest impairment testing was required; and • Assessing the adequacy of the related disclosures to the financial report.

Other information

The directors are responsible for the other information. The other information comprises the information in the Group's annual report for the year ended 30 June 2022, but does not include the financial report and the auditor's report thereon.

Our opinion on the financial report does not cover the other information and we do not express any form of assurance conclusion thereon.

In connection with our audit of the financial report, our responsibility is to read the other information and, in doing so, consider whether the other information is materially inconsistent with the financial report or our knowledge obtained in the audit or otherwise appears to be materially misstated.

If, based on the work we have performed, we conclude that there is a material misstatement of this other information, we are required to report that fact. We have nothing to report in this regard.

Responsibilities of the directors for the Financial Report

The directors of the Company are responsible for the preparation of the financial report that gives a true and fair view in accordance with Australian Accounting Standards and the *Corporations Act 2001* and for such internal control as the directors determine is necessary to enable the preparation of the financial report that gives a true and fair view and is free from material misstatement, whether due to fraud or error.

In preparing the financial report, the directors are responsible for assessing the ability of the group to continue as a going concern, disclosing, as applicable, matters related to going concern and using the going concern basis of accounting unless the directors either intend to liquidate the Group or to cease operations, or has no realistic alternative but to do so.

Auditor's responsibilities for the audit of the Financial Report

Our objectives are to obtain reasonable assurance about whether the financial report as a whole is free from material misstatement, whether due to fraud or error, and to issue an auditor's report that includes our opinion. Reasonable assurance is a high level of assurance, but is not a guarantee that an audit conducted in accordance with the Australian Auditing Standards will always detect a material misstatement when it exists. Misstatements can arise from fraud or error and are considered material if, individually or in the aggregate, they could reasonably be expected to influence the economic decisions of users taken on the basis of this financial report.

A further description of our responsibilities for the audit of the financial report is located at the Auditing and Assurance Standards Board website (<http://www.auasb.gov.au/Home.aspx>)

at: https://www.auasb.gov.au/admin/file/content102/c3/ar1_2020.pdf

This description forms part of our auditor's report.



Report on the Remuneration Report

Opinion on the Remuneration Report

We have audited the Remuneration Report included in pages 19 to 26 of the directors' report for the year ended 30 June 2022.

In our opinion, the Remuneration Report of E79 Gold Mines Limited, for the year ended 30 June 2022, complies with section 300A of the *Corporations Act 2001*.

Responsibilities

The directors of the Company are responsible for the preparation and presentation of the Remuneration Report in accordance with section 300A of the *Corporations Act 2001*. Our responsibility is to express an opinion on the Remuneration Report, based on our audit conducted in accordance with Australian Auditing Standards.

BDO Audit (WA) Pty Ltd

A handwritten signature in black ink, appearing to read 'Dean Just', positioned below the printed name.

Dean Just

Director

Perth

19 September 2022

ADDITIONAL SHAREHOLDER INFORMATION

Information as at 12 September 2022

a) Substantial Shareholders

Name	Number of Ordinary Shares per Notice given to E79 Gold Mines Limited
Christopher John Cairns	3,683,394
Peter Reynold Ironside	5,445,801
Benkari Group Pty Ltd	3,779,543

b) Shareholder Distribution Schedule

Size of Holding	Number of Shareholders	% Issued Share Capital
1 - 1,000	43	0.03%
1,001 - 5,000	201	0.98%
5,001 - 10,000	118	1.53%
10,001 - 100,000	402	24.98%
100,001 and over	122	72.48%
Total	886	100%
Number of Shareholders holding less than a marketable parcel	208	

c) Voting Rights

- (i) at meetings of members entitled to vote each member may vote in person or by proxy or attorney, or in the case of a member which is a body corporate, by representative duly appointed under section 250D;
- (ii) on a show of hands every member entitled to vote and present in person or by proxy or attorney or representative duly authorised shall have one (1) vote;
- (iii) on a poll every member entitled to vote and present in person or by proxy or attorney or representative duly authorised shall have one (1) vote for each fully paid share of which he is the holder and in the case of contributing shares until fully paid shall have voting rights pro rata to the amount paid up or credited as paid up on each such share; and
- (iv) a member shall not be entitled to vote at general meeting or be reckoned in a quorum in respect of any shares upon which any call or other sum presently payable by him is unpaid.

ADDITIONAL SHAREHOLDER INFORMATION

d) Twenty Largest Shareholders – Quoted Ordinary Shares:

Name	Number of Quoted Ordinary Shares	% of Quoted Ordinary Shares
1 Benkari Group Pty Ltd <Tipara Investments A/C>	3,779,543	6.80%
2 HSBC Custody Nominees (Australia) Limited	2,670,114	4.81%
3 HSBC Custody Nominees (Australia) Limited - A/C 2	1,575,329	2.84%
4 Ironside Pty Ltd <Ironside Super Fund A/C>	1,448,218	2.61%
5 Berne No 132 Nominees Pty Ltd <W 1253671 A/C>	1,162,664	2.09%
6 6466 Investments Pty Ltd	1,116,515	2.01%
7 Rembu Pty Ltd <The Donohue Investment A/C>	986,138	1.78%
8 Mrs Tracy Fraser	977,976	1.76%
9 Muirhead Electrical Pty Ltd	906,596	1.63%
10 Kslcorp Pty Ltd	900,000	1.62%
11 Huon Pine Pty Ltd <Huon Pine Investment A/C>	700,666	1.26%
12 Citicorp Nominees Pty Limited	658,213	1.18%
13 SJ Capital Pty Ltd	537,000	0.97%
14 Atkins Superannuation Fund Pty Ltd <Atkins Super A/C>	500,000	0.90%
14 Ms Xiaodan Wu	500,000	0.90%
14 Mr Scott Andrew Hillam	500,000	0.90%
14 Hmnl Pty Ltd <The Mossman Family A/C>	500,000	0.90%
15 Mr Anthony James Sparks & Mrs Amanda Grace Sparks <A & A Sparks S/F No 2 A/C>	494,067	0.89%
16 Jennifer Murphy	413,160	0.74%
17 Mr Jeremy Tobias	403,287	0.73%
18 Mrs Stella Savvas Fatouros & Mr Christos Fatouros <EC&S Fatouros S/F A/C>	375,000	0.68%
19 G & C Ashmore Nominees Pty Ltd <Ashmore Superfund A/C>	350,000	0.63%
20 Mr Roy Earle Ironside	342,428	0.62%
	21,796,914	39.25%
Total Quoted Ordinary Shares on Issue at 12 September 2022	55,555,870	100.00%
Total Unquoted (Escrowed) Shares on Issue at 12 September 2022	9,518,954	
Total Ordinary Shares on Issue at 12 September 2022	65,074,824	

ADDITIONAL SHAREHOLDER INFORMATION

e) Shareholders – Unquoted (Escrowed) Ordinary Shares:

Name	Number of Unquoted (Escrowed) Ordinary Shares	% of Unquoted (Escrowed) Ordinary Shares
1 Goldwork Asset Pty Ltd <The Cairns Family A/C>	3,259,004	34.24%
2 Ironside Pty Ltd <Ironside Family A/C>	3,003,509	31.55%
3 Ironside Pty Ltd <Ironside Super Fund A/C>	624,554	6.56%
4 Rembu Pty Ltd <Donohue Super Fund A/C>	611,563	6.42%
5 Labonne Enterprises Pty Ltd <Mcintyre Family A/C>	438,034	4.60%
6 Rembu Pty Ltd <The Donohue Investment A/C>	332,612	3.49%
7 Mr Ian Wallace Ironside	209,101	2.20%
7 Mr Roy Earle Ironside	209,101	2.20%
8 Julian Goldsworthy & Deborah Lord <The Goldsworthy Family A/C>	125,440	1.32%
9 Goldwork Asset Pty Ltd <Cairns Family S/F A/C>	117,681	1.24%
10 Brave Heart Investments P/L	94,082	0.99%
11 Market Watch Pty Ltd	94,080	0.99%
11 Mr Bernard John Mcguinness & Mrs Ann Geraldine Mcguinness <Mcguinness Super Fund A/C>	94,080	0.99%
11 Mr John O'Connor <The O'Connor A/C>	94,080	0.99%
11 Mr Andrew Stewart Coles & Mrs Alexandra Constance Manook <Coles Family Super Fund A/C>	94,080	0.99%
12 Mr Leith Beal	75,000	0.79%
13 Raw Power (Aust) Pty Ltd <Penkethman Family A/C>	41,814	0.44%
14 Labonne Enterprises Pty Ltd <P McIntyre Super Fund A/C>	1,139	0.01%
Total Unquoted (Escrowed) Shares on Issue at 12 September 2022	9,518,954	100%

f) Unlisted Options Holders

Name	Options exercisable at \$0.27 each on or before 30/09/2023	Options exercisable at \$0.30 each on or before 30/09/2025	Options exercisable at \$0.32 each on or before 15/11/2023
Goldwork Asset Pty Ltd <Cairns Family A/C>	250,000	250,000	-
Ironside Pty Ltd <Ironside Family A/C>	250,000	250,000	-
Julian Goldsworthy & Deborah Lord	250,000	250,000	-
Mrs Amanda Grace Sparks	250,000	250,000	-
Mr Edward Summerhayes	500,000	500,000	-
Benkari Group Pty Ltd <Tipara Investments A/C>	250,000	250,000	-
Zenix Nominees Pty Ltd	500,000	1,000,000	-
Issued under E79 Gold's Employee Incentive Plan (2 holders)	-	-	120,000
Total Options	2,250,000	2,750,000	120,000

ADDITIONAL SHAREHOLDER INFORMATION

g) Escrowed Securities

Category	Number	ASX or Voluntary	End of Escrow Period
Shares	75,000	ASX	1 October 2022
Shares	9,443,954	ASX	7 October 2023
Unlisted Options (27 cents)	2,250,000	ASX	7 October 2023
Unlisted Options (30 cents)	2,750,000	ASX	7 October 2023

h) Use of Funds Statement Pursuant to Listing Rule 4.10.19

Between the date of the Company's admission to the official list of the ASX on 7 October 2021 and the end of the reporting period on 30 June 2022, the Company used its cash and assets in a form readily convertible to cash that it had at the time of admission in a way consistent with its business objectives.

TENEMENT SCHEDULE – as at 12 September 2022

Lease	Location (Western Australia)	Area (km2)	Status	% interest
Murchison Project				
E 51/1975	Jungar Flats	211.3	LIVE	100
E 51/1803	Jungar Flats	90.7	LIVE	100
E 20/0926	Jungar Flats	12.2	LIVE	100
E 51/1848	Jungar Flats	21.4	LIVE	100
E51/2122	Jungar Flats	82.5	PENDING	100
Laverton South Project				
E 31/1082	Pinjin	20.8	LIVE	100
E 31/1005	Pinjin	5.9	LIVE	100
E 31/1056	Pinjin	65.2	LIVE	100
E 28/2375	Pinjin	32.6	LIVE	100
E 28/2283	Pinjin	3	LIVE	100
E 28/2284	Pinjin	5.9	LIVE	100
E 31/1007	Pinjin	3	LIVE	100
E 31/0999	Pinjin	3	LIVE	100
E 28/2659	Lake Yindana	206.8	LIVE	100
E28/3239	Lake Yindana	8.9	PENDING	100